

2014-15 Ohio Valley Conference Men's Basketball Report



March 16, 2015
FOR IMMEDIATE RELEASE
Contact: Kyle Schwartz
Phone: (615) 690-6685
Email: kschwartz@ovc.org

Ohio Valley Conference
215 Centerview Drive, Suite 115
Brentwood, Tennessee 37027
OVCSports.com/OVCDigitalNetwork.com
@OVCSports



OVC STANDINGS

(In Games Through March 15)

CONFERENCE									OVERALL					
						vs.	vs.							
			W	L	Pct.	Home	Away	Streak	East	West		W	L	Pct.
												Home	Away	Neutral
														Streak
EAST DIVISION														
Belmont*&	11	5	.688	8-0	3-5	W4	7-3	4-2	22	10	.688	12-2	7-8	3-0
Eastern Kentucky*%	11	5	.688	7-1	4-4	W3	7-3	4-2	19	11	.633	11-3	8-7	0-1
Morehead State*	10	6	.625	5-3	5-3	W3	7-3	3-3	17	17	.500	7-6	7-9	3-2
Jacksonville State	5	11	.313	5-3	0-8	L2	4-6	1-5	12	19	.387	11-3	1-16	0-0
Tennessee Tech	4	12	.250	4-4	0-8	L4	3-7	1-5	12	18	.400	10-4	2-14	0-0
Tennessee State	2	14	.125	2-6	0-8	L8	2-8	0-6	5	26	.161	5-8	0-17	0-1
WEST DIVISION														
Murray State #*@	16	0	1.000	8-0	8-0	W16	6-0	10-0	27	5	.844	14-1	11-1	2-3
UT Martin*%	10	6	.625	6-2	4-4	L1	4-2	6-4	18	12	.600	9-3	9-8	0-1
Eastern Illinois*%	9	7	.563	5-3	4-4	L1	6-0	3-7	17	14	.548	9-4	6-8	2-2
SIUE*	8	8	.500	7-1	1-7	L1	3-3	5-5	12	16	.429	11-3	1-12	0-1
Southeast Missouri*	7	9	.438	4-4	3-5	W1	3-3	4-6	13	17	.433	9-5	4-10	0-2
Austin Peay	3	13	.188	2-6	1-7	L1	1-5	2-8	8	22	.267	6-7	1-14	1-1

- OVC Regular Season Champions & - OVC Tournament Champions * - OVC Tournament Participant @ - NIT % - CIT

THIS WEEK'S SCHEDULE

2015 NCAA Division I Championship

Friday, March 20 - Second Round (East Region, Charlotte, N.C.)

#2 Virginia (29-3) vs. #15 Belmont (22-10), 2:10 p.m. (TruTV)

Sunday, March 22 - Third Round

Virginia/Belmont vs. #7 Michigan State/#10 Georgia, TBA

2015 National Invitational Tournament (NIT)

Tuesday, March 17 - First Round (Old Dominion Quadrant)

#6 UTEP (22-10) at #3 Murray State (27-5), 8:00 p.m. (ESPN2)

Second Round (Date TBD)

Murray State/UTEP vs. #2 Tulsa/#7 William & Mary, TBA

2015 CollegeInsider.com Postseason Tournament (CIT)

Tuesday, March 17 - First Round

Eastern Illinois (17-14) at Oakland (16-16), 6:00 p.m.

Norfolk State (20-13) at Eastern Kentucky (19-11), 6:00 p.m.

Thursday, March 19 - First Round

UT Martin (18-12) at Northwestern State (19-12), 6:30 p.m.

LAST WEEK'S RESULTS

2015 OVC Basketball Championship

Municipal Auditorium - Nashville, Tenn.

Wednesday, March 4 (First Round)

#5 Morehead State 79, #8 Southeast Missouri 74

#6 Eastern Illinois 78, #7 SIUE 66

Thursday, March 5 (Quarterfinals)

#5 Morehead State 76, #4 UT Martin 65

#3 Belmont 97, #6 Eastern Illinois 64

Friday, March 6 (Semifinals)

#1 Murray State 80, #5 Morehead State 70

#3 Belmont 53, #2 Eastern Kentucky 52

Saturday, March 7 (Championship)

#3 Belmont 88, #1 Murray State 87

2015 OVC Men's Basketball All-Tournament Team

Cameron Payne, Murray State

T.J. Sapp, Murray State

Craig Bradshaw, Belmont

Evan Bradds, Belmont

Taylor Barnette, Belmont (MVP)

* Indicates OVC Contest
ALL TIMES CENTRAL



2015 NCAA
Division I

MEN'S BASKETBALL CHAMPIONSHIP BRACKET

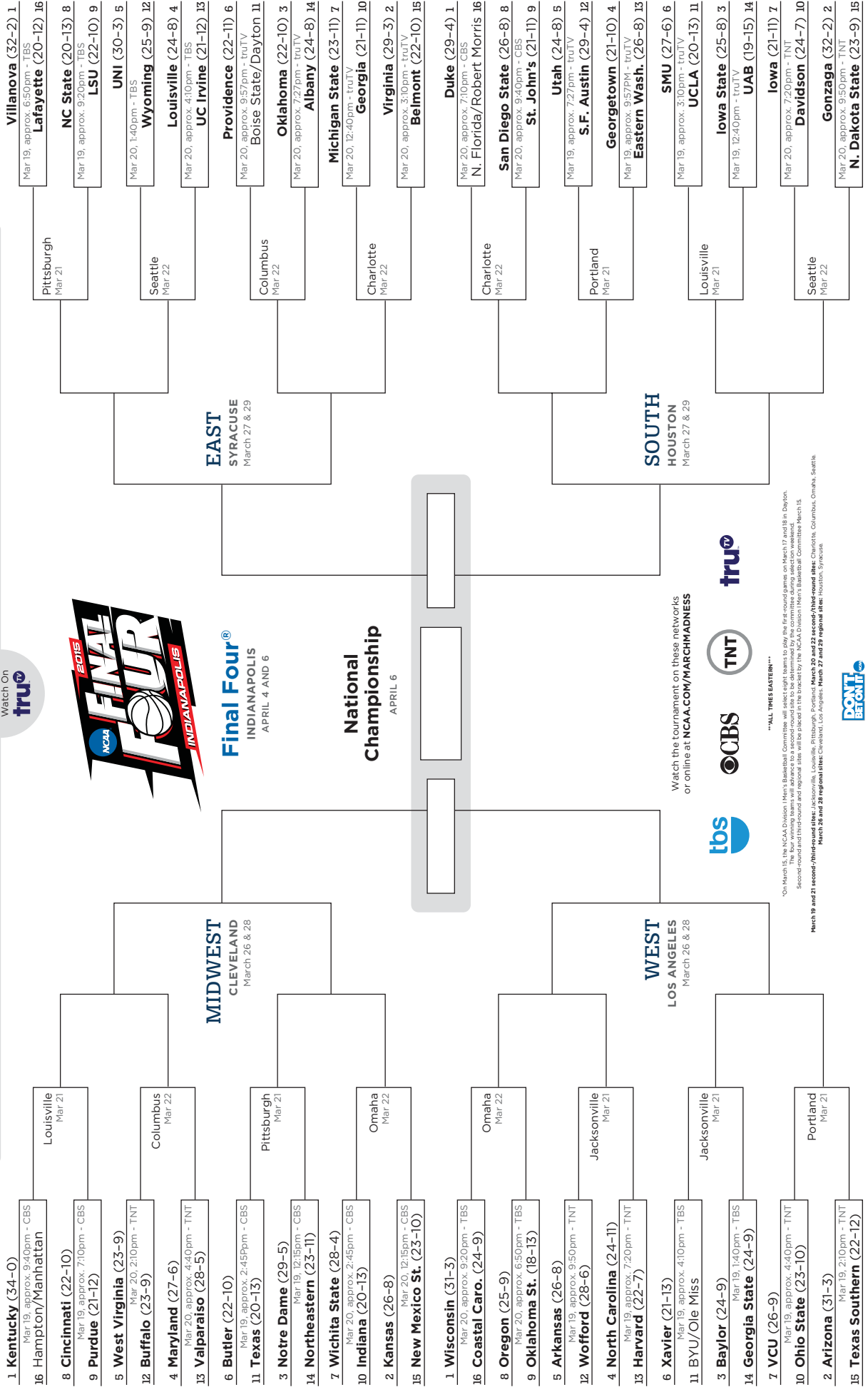


PRESENTED BY
Buick is an Official Corporate Partner of the NCAA®

Second Round MARCH 19-20	Third Round MARCH 21-22	Regional Semifinals MARCH 26-27	Regional Finals MARCH 28-29	National Semifinals APRIL 4	FILL OUT YOUR BRACKET NATIONAL BRACKET DAY MARCH 16	First Round* DAYTON MARCH 17-18	11 Ole Miss (20-12) Mar 17, approx. 9:00pm - truTV	16 Manhattan (19-13) Mar 17, 6:40pm - truTV	16 Hampton (16-17)	11 BYU (25-9)	Watch On truTV
-----------------------------	----------------------------	---------------------------------------	-----------------------------------	-----------------------------------	---	---------------------------------------	---	--	--------------------	---------------	-------------------

First Four®

E	Boise State (25-8) II Mar 18, approx. 9:00pm - truTV	S	North Florida (23-11) 16 Mar 18, 6:40pm - truTV Robert Morris (19-14) 16
----------	--	----------	--

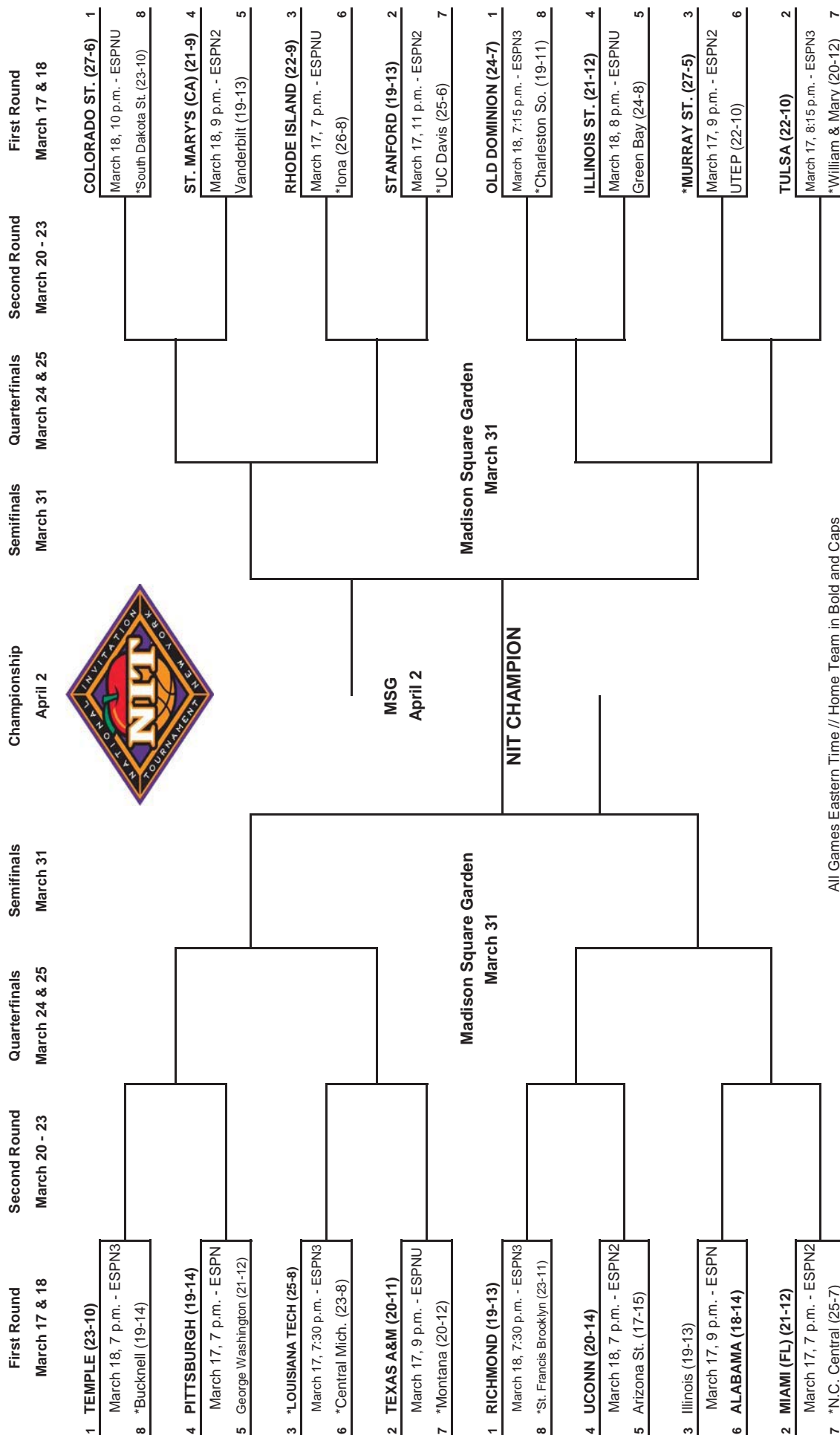


ALL TIMES EASTERN
*On March 15, the NCAA Division I Men's Basketball Committee will select eight teams to play the first-round games on March 17 and 18 in Dayton, Ohio. The teams will be placed in the bracket by the NCAA Division I Men's Basketball Committee March 15.
Second-round and third-round and regional sites will be placed in the bracket by the NCAA Division I Men's Basketball Committee March 15.
March 19 and 21 second-/third-round sites: Jacksonville, Louisville, Pittsburgh, Richmond, March 20 and 22 second-/third-round sites: Charlotte, Columbus, Omaha, Seattle
March 26 and 28 regional sites: Cleveland, Los Angeles, March 27 and 29 regional sites: Houston, Syracuse.



Watch the tournament on these networks
or online at NCAA.COM/MARCHMADNESS

2015 NATIONAL INVITATION TOURNAMENT



All Games Eastern Time // Home Team in Bold and Caps
*Automatic Qualifiers - Regular Season Conference Champions

© Copyright 2015 NIT, L.L.C.

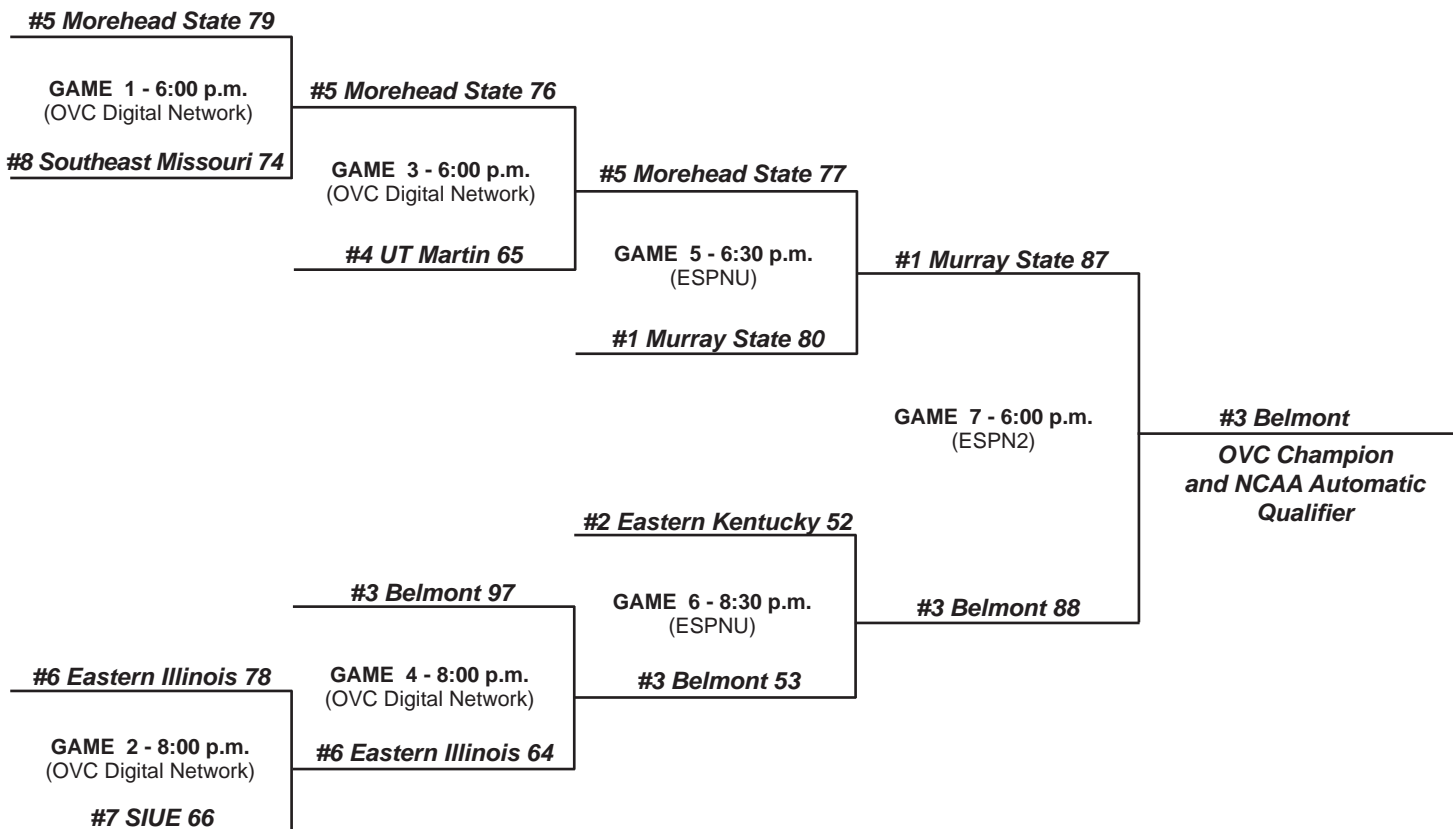


2015 Ohio Valley Conference Basketball Championship March 4-7 Municipal Auditorium Nashville, Tennessee



Men's Bracket

WEDNESDAY, MARCH 4 (First Round)	THURSDAY, MARCH 5 (Quarterfinals)	FRIDAY, MARCH 6 (Semifinals)	SATURDAY, MARCH 7 (Championship)
-------------------------------------	--------------------------------------	---------------------------------	-------------------------------------



All Times Central

OVC TOURNAMENT HISTORY

Tournament Champions

1948-49	Western Kentucky	1989-90	Murray State
1949-50	Eastern Kentucky	1990-91	Murray State
1950-51	Murray State	1991-92	Murray State
1951-52	Western Kentucky	1992-93	Tennessee State
1952-53	Western Kentucky	1993-94	Tennessee State
1953-54	Western Kentucky	1994-95	Murray State
1954-55	Eastern Kentucky	1995-96	Austin Peay
1963-64	Murray State	1996-97	Murray State
1964-65	Western Kentucky	1997-98	Murray State
1965-66	Western Kentucky	1998-99	Murray State
1966-67	Tennessee Tech	1999-00	Southeast Missouri
1974-75	Middle Tennessee	2000-01	Eastern Illinois
1975-76	Western Kentucky	2001-02	Murray State
1976-77	Middle Tennessee	2002-03	Austin Peay
1977-78	Western Kentucky	2003-04	Murray State
1978-79	Eastern Kentucky	2004-05	Eastern Kentucky
1979-80	Western Kentucky	2005-06	Murray State
1980-81	Western Kentucky	2006-07	Eastern Kentucky
1981-82	Middle Tennessee	2007-08	Austin Peay
1982-83	Morehead State	2008-09	Morehead State
1983-84	Morehead State	2009-10	Murray State
1984-85	Middle Tennessee	2010-11	Morehead State
1985-86	Akron	2011-12	Murray State
1986-87	Austin Peay	2012-13	Belmont
1987-88	Murray State	2013-14	Eastern Kentucky
1988-89	Middle Tennessee	2014-15	Belmont

Tournament Championship Breakdown

Murray State	15
Western Kentucky	10
Eastern Kentucky	6
Middle Tennessee	5
Austin Peay	4
Morehead State	4
Belmont	2
Tennessee State	2
Akron	1
Eastern Illinois	1
Southeast Missouri	1
Tennessee Tech	1

All-Time Tournament Records By Team

Akron (1978-87).....	4-2
Austin Peay (1962-present)	38-33
Belmont (2012-present).....	6-1
East Tennessee State (1957-78)	3-6
Eastern Illinois (1996-present)	6-12
Eastern Kentucky (1948-present).....	38-34
Evansville (1948-52)	1-4
Jacksonville State (2003-present)	2-4
Louisville (1948-50)	2-1
Marshall (1949-52)	2-4
Middle Tennessee State (1952-00)	23-24
Morehead State (1948-present)	31-41
Murray State (1948-present)	64-35
Samford (2003-08)	3-5
Southeast Missouri State (1991-present)	10-13
SIUE (2012-present).....	0-2
Tennessee State (1986-present)	12-23
Tennessee Tech (1949-present)	24-41
UT Martin (1992-present)	2-9
Western Kentucky (1948-82)	34-7
Youngstown State (1980-88)	3-5

2014-15 adidas® OVC PLAYERS OF THE WEEK

PLAYER

Nov. 17	Chris Horton, APSU & Corey Walden, EKU
Nov. 24	Jarvis Williams, Murray State
Dec. 1	Craig Bradshaw, Belmont
Dec. 8	Cameron Payne, Murray State
Dec. 15	Cameron Payne, Murray State
Dec. 22	Corey Walden, EKU & Deville Smith, UTM
Dec. 29	Cameron Payne, Murray State
Jan. 5	Chris Olivier, Eastern Illinois
Jan. 12	Corey Walden, EKU & Jarvis Williams, MUR
Jan. 19	Cornell Johnston, Eastern Illinois
Jan. 26	Cameron Payne, Murray State
Feb. 2	Evan Bradds, Belmont
Feb. 9	Karam Mashour, MOR & Marshun Newell, UTM
Feb. 16	Darion Rackley, Jacksonville State
Feb. 23	Craig Bradshaw, Belmont
Mar. 2	Corey Walden, EKU & Cameron Payne, MUR

NEWCOMER

Nov. 17	Denzel Richardson, Eastern Kentucky
Nov. 24	Charles Jackson, Tennessee Tech
Dec. 1	Charles Jackson, Tennessee Tech
Dec. 8	Jeremy Watson, Jacksonville State
Dec. 15	Jeremy Watson, Jacksonville State
Dec. 22	Deville Smith, UT Martin
Dec. 29	Arkeem Joseph, UT Martin
Jan. 5	Denzel Richardson EKU & Charles Jackson, TTU
Jan. 12	LeTrell Viser, EIU & Deville Smith, UTM
Jan. 19	Deville Smith, UT Martin
Jan. 26	Charles Jackson, Tennessee Tech
Feb. 2	Twymond Howard, UT Martin
Feb. 9	Charles Jackson, Tennessee Tech
Feb. 16	Trae Anderson, EIU & Twymond Howard, UTM
Feb. 23	Alex Anderson, UT Martin
Mar. 2	Twymond Howard, UT Martin

FRESHMAN

Nov. 17	Mason Ramsey, Tennessee Tech
Nov. 24	Cornell Johnston, Eastern Illinois
Dec. 1	Christian Mekowulu, TSU & Aleksa Jugovic, TTU
Dec. 8	Cornell Johnston, Eastern Illinois
Dec. 15	Amanze Egekeze, Belmont
Dec. 22	Josh Robinson, Austin Peay
Dec. 29	Aleksa Jugovic, Tennessee Tech
Jan. 5	Christian Mekowulu, Tennessee State
Jan. 12	Darreon Reddick, Tennessee State
Jan. 19	Cornell Johnston, Eastern Illinois
Jan. 26	Josh Robinson, Austin Peay
Feb. 2	Charles Tucker, Tennessee State
Feb. 9	Marcus Wallace, Southeast Missouri
Feb. 16	Marcus Wallace, Southeast Missouri
Feb. 23	Cornell Johnston, Eastern Illinois
Mar. 2	Aleksa Jugovic, Tennessee Tech

Bold Indicates National Player of the Week

OVC MEN'S BASKETBALL POSTSEASON HISTORY BY TEAM

Austin Peay (2-7 NCAA: 1-2 NIT: 0-1 CIT: 0-1 CBI)

1973 -- NCAA	Austin Peay 77, Jacksonville 75 Kentucky 106, Austin Peay 100 (OT) Marquette 88, Austin Peay 73
1974 -- NCAA	Notre Dame 108, Austin Peay 73
1987 -- NCAA	Austin Peay 68, Illinois 67 Providence 90, Austin Peay 87 (OT)
1996 -- NCAA	Georgia Tech 90, Austin Peay 70
2003 -- NCAA	Louisville 86, Austin Peay 64
2004 -- NIT	Austin Peay 65, Belmont 59 George Mason 66, Austin Peay 60
2007 -- NIT	Air Force 75, Austin Peay 51
2008 -- NCAA	Texas 82, Austin Peay 64
2009 -- CIT	Bradley 81, Austin Peay 74
2011 -- CBI	Boise State 83, Austin Peay 80

Belmont (0-1 NCAA: 2-1 NIT)

2013 -- NCAA	Arizona 81, Belmont 64
2014 -- NIT	Belmont 80, Green Bay 65 Belmont 82, Robert Morris 71 Clemson 73, Belmont 68

Eastern Illinois (0-1 NCAA)

2001 -- NCAA	Arizona 101, Eastern Illinois 76
--------------	----------------------------------

Eastern Kentucky (0-8 NCAA: 1-1 CIT: 0-1 CBI)

1953 -- NCAA	Notre Dame 72, Eastern Kentucky 57
1959 -- NCAA	Louisville 77, Eastern Kentucky 63
1965 -- NCAA	DePaul 99, Eastern Kentucky 52
1972 -- NCAA	Florida State 83, Eastern Kentucky 81
1979 -- NCAA	Tennessee 97, Eastern Kentucky 81
2005 -- NCAA	Kentucky 72, Eastern Kentucky 64
2007 -- NCAA	North Carolina 86, Eastern Kentucky 65
2010 -- CBI	College of Charleston 82, Eastern Kentucky 79
2013 -- CIT	Eastern Kentucky 69, Gardner-Webb 62 Evansville 86, Eastern Kentucky 72
2014 -- NCAA	Kansas 80, Eastern Kentucky 69

Morehead State (6-8 NCAA: 0-0 NIT: 1-2 CBI)

1956 -- NCAA	Morehead State 107, Marshall 92 Iowa 97, Morehead State 83 Morehead State 85, Wayne 84
1957 -- NCAA	Pittsburgh 86, Morehead State 85
1961 -- NCAA	Morehead State 71, Xavier 66 Kentucky 71, Morehead State 64 Louisville 72, Morehead State 59
1983 -- NCAA	Syracuse 74, Morehead State 59
1984 -- NCAA	Morehead State 70, North Carolina A&T 69 Louisville 72, Morehead State 59
2009 -- NCAA	Morehead State 58, Alabama State 43 Louisville 74, Morehead State 54
2010 -- CBI	Morehead State 74, Colorado State 60 Boston University 91, Morehead State 89 (OT)
2011 -- NCAA	Morehead State 62, Louisville 61
2014 -- CBI	Richmond 65, Morehead State 48 Illinois State 77, Morehead State 67

Murray State (3-15 NCAA: 2-7 NIT: 5-0 CIT)

1964 -- NCAA	Loyola-Chicago 101, Murray State 91
1969 -- NCAA	Marquette 82, Murray State 62
1980 -- NIT	Murray State 53, Jacksonville 49 Murray State 70, Alabama 62 Illinois 65, Murray State 63
1982 -- NIT	Nevada-Las Vegas 87, Murray State 61
1983 -- NIT	Wake Forest 87, Murray State 80
1988 -- NCAA	Murray State 78, North Carolina State 75 Kansas 61, Murray State 58
1989 -- NIT	Penn State 89, Murray State 73
1990 -- NCAA	Michigan State 75, Murray State 71 (OT)
1991 -- NCAA	Alabama 89, Murray State 79
1992 -- NCAA	Arkansas 80, Murray State 69
1994 -- NIT	Bradley 66, Murray State 58
1995 -- NCAA	North Carolina 80, Murray State 69
1996 -- NIT	Missouri 89, Murray State 85
1997 -- NCAA	Duke 71, Murray State 68
1998 -- NCAA	Rhode Island 97, Murray State 74
1999 -- NCAA	Ohio State 72, Murray State 58
2002 -- NCAA	Georgia 85, Murray State 68
2004 -- NCAA	Illinois 72, Murray State 53
2006 -- NCAA	North Carolina 69, Murray State 65
2010 -- NCAA	Murray State 66, Vanderbilt 65 Butler 54, Murray State 52
2011 -- NIT	Missouri State 89, Murray State 76
2012 -- NCAA	Murray State 58, Colorado State 41 Marquette 62, Murray State 53
2014 -- CIT	Murray State 66, Missouri State 63 Murray State 86, Nebraska-Omaha 62 Murray State 85, Towson 73 Murray State 98, Pacific 75 Murray State 65, Yale 57

Southeast Missouri (0-1 NCAA)

2000 -- NCAA	Louisiana State 64, Southeast Missouri 61
--------------	---

Tennessee State (0-2 NCAA: 0-2 CIT)

1993 -- NCAA	Seton Hall 81, Tennessee State 59
1994 -- NCAA	Kentucky 83, Tennessee State 70
2012 -- CIT	Mercer 68, Tennessee State 60
2013 -- CIT	Evansville 84, Tennessee State 72

Tennessee Tech (0-2 NCAA: 3-2 NIT: 0-2 CIT)

1958 -- NCAA	Notre Dame 94, Tennessee Tech 61
1963 -- NCAA	Loyola-Chicago 111, Tennessee Tech 42
1985 -- NIT	Tennessee 65, Tennessee Tech 62
2002 -- NIT	Tennessee Tech 64, Georgia State 62 Tennessee Tech 68, Dayton 59 Tennessee Tech 80, Yale 61
2011 -- CIT	Memphis 79, Tennessee Tech 73
2012 -- CIT	Western Michigan 74, Tennessee Tech 66 Georgia State 74, Tennessee Tech 43

UT Martin (0-0 NCAA: 0-1 NIT)

2009 -- NIT	Auburn 87, UT Martin 82
-------------	-------------------------

Former OVC Members

Akron (0-1 NCAA: 0-1, NIT)

1986 -- NCAA	Michigan 10, Akron 64
1987 -- NIT	Illinois State 77, Akron 72

East Tennessee State (1-2, NCAA)

1968 -- NCAA	East Tennessee 79, Florida 69 Ohio State 79, East Tennessee 72 Marquette 69, East Tennessee 57
--------------	--

Middle Tennessee (2-6 NCAA: 2-2 NIT)

1975 -- NCAA	Oregon State 78, Middle Tennessee 67
1977 -- NCAA	Detroit 93, Middle Tennessee 76
1982 -- NCAA	Middle Tennessee 50, Kentucky 40 Louisville 81, Middle Tennessee 76
1985 -- NCAA	North Carolina 77, Middle Tennessee 59
1986 -- NIT	Clemson 99, Middle Tennessee 81
1987 -- NCAA	Notre Dame 84, Middle Tennessee 71
1988 -- NIT	Middle Tennessee 85, Tennessee 80 Middle Tennessee 69, Georgia 59
1989 -- NCAA	Boston College 78, Middle Tennessee 69 Middle Tennessee 97, Florida State 83 Virginia 104, Middle Tennessee 88

Western Kentucky (10-12 NCAA, 4-8 NIT)

1949 -- NIT	Bradley 95, Western Kentucky 86
1950 -- NIT	Western Kentucky 79, Niagara 60 St. John's 69, Western Kentucky 60
1952 -- NIT	Western Kentucky 62, Louisville 59 St. Bonaventure 70, Western Kentucky 60
1953 -- NIT	Duquesne 69, Western Kentucky 61
1954 -- NIT	Western Kentucky 95, Bowling Green 81 Holy Cross 75, Western Kentucky 69 Niagara 71, Western Kentucky 69
1960 -- NCAA	Western Kentucky 107, Miami (Fla.) 84 Ohio State 98, Western Kentucky 79 Western Kentucky 97, Ohio 87
1962 -- NCAA	Western Kentucky 90, Detroit 81 Ohio State 93, Western Kentucky 73 Butler 87, Western Kentucky 86 (OT)
1965 -- NIT	Western Kentucky 57, Fordham 53 Army 58, Western Kentucky 54
1966 -- NCAA	Western Kentucky 105, Loyola-Chicago 86 Michigan 80, Western Kentucky 89 Western Kentucky 82, Dayton 68
1967 -- NCAA	Dayton 69, Western Kentucky 67 (OT)
1970 -- NCAA	Jacksonville 109, Western Kentucky 96
1971 -- NCAA	Finished Third Western Kentucky 74, Jacksonville 72 Western Kentucky 107, Kentucky 83 Western Kentucky 81, Ohio State 78 (OT) Villanova 92, Western Kentucky 89 (OT) Western Kentucky 77, Kansas 75
1976 -- NCAA	Marquette 79, Western Kentucky 60
1978 -- NCAA	Western Kentucky 87, Syracuse 86 (OT) Michigan State 90, Western Kentucky 69 Virginia Tech 89, Western Kentucky 84 (OT)
1980 -- NCAA	Alabama-Birmingham 93, Western Kentucky 68
1981 -- NCAA	Purdue 72, Western Kentucky 65
1982 -- NIT	

OVC TEAMS YEAR-BY-YEAR IN NCAA TOURNAMENT

1953	First Round (East Region - Fort Wayne, Ind.) Notre Dame 72, Eastern Kentucky 57	1982	First Round (Midwest Region - Nashville, Tenn.) #11 Middle Tennessee 50, #6 Kentucky 44 Second Round (Midwest Region - Nashville, Tenn.) #3 Louisville 81, #11 Middle Tennessee 56
1956	First Round (Midwest Region - Fort Wayne, Ind.) Morehead State 107, Marshall 92 Regional Semifinal (Midwest Region - Iowa City, Iowa) Iowa 97, Morehead State 83 Regional Third Place (Midwest Region - Iowa City, Iowa) Morehead State 95, Wayne State 84	1983	First Round (East Region - Hartford, Conn.) #6 Syracuse 74, Morehead State 59
1957	First Round (Midwest Region - Columbus, Ohio) Pittsburgh 86, Morehead State 85	1984	Opening Round (Dayton, Ohio) Morehead State 70, North Carolina AT&T 69 First Round (Midwest Region - Milwaukee, Wis.) #5 Louisville 72, #12 Morehead State 59
1958	First Round (Midwest Region - Evanston, Ill.) Notre Dame 94, Tennessee Tech 61	1985	First Round (Southeast Region - South Bend, Ind.) #2 North Carolina 76, #15 Middle Tennessee 57
1959	First Round (Midwest Region - Lexington, Ky.) Louisville 77, Eastern Kentucky 63	1986	First Round (Midwest Region - Minneapolis, Minn.) #2 Michigan 70, #15 Akron 64
1960	First Round (Midwest Region - Lexington, Ky.) Western Kentucky 107, Miami (Fla.) 84 Regional Semifinal (Midwest Region - Louisville, Ky.) Ohio State 98 (eventual NCAA Champion), Western Ky. 79 Regional Third Place (Midwest Region - Louisville, Ky.) Western Kentucky 97, Ohio 87	1987	First Round (Southeast Region - Birmingham, Ala.) #14 Austin Peay 68, #3 Illinois 67 First Round (East Region - Charlotte, N.C.) #5 Notre Dame 84, #12 Middle Tennessee 71 Second Round (Southeast Region - Birmingham, Ala.) #6 Providence 90, #14 Austin Peay 87 (OT)
1961	First Round (Midwest Region - Louisville, Ky.) Morehead State 71, Xavier 66 Regional Semifinal (Midwest Region - Louisville, Ky.) Kentucky 71, Morehead State 64 Regional Third Place (Midwest Region - Louisville, Ky.) Louisville 83, Morehead State 61	1988	First Round (Midwest Region - Lincoln, Neb.) #14 Murray State 78, #3 North Carolina State 75 Second Round (Midwest Region - Lincoln, Neb.) #6 Kansas 61, #14 Murray State 58
1962	First Round (Midwest Region - Lexington, Ky.) Western Kentucky 90, Detroit 81 Regional Semifinal (Midwest Region - Iowa City, Iowa) Ohio State 93, Western Kentucky 73 Regional Third Place (Midwest Region - Iowa City, Iowa) Butler 87, Western Kentucky 86 (OT)	1989	First Round (Southeast Region - Nashville, Tenn.) #13 Middle Tennessee 97, #4 Florida State 83 Second Round (Southeast Region - Nashville, Tenn.) #5 Virginia 104, #13 Middle Tennessee 88
1963	First Round (Midwest Region - Evanston, Ill.) Loyola (Ill.) 111 (eventual NCAA Champion), Tennessee Tech 42	1990	First Round (Southeast Region - Knoxville, Tenn.) #1 Michigan State 75, #16 Murray State 71 (OT)
1964	First Round (Midwest Region - Evanston, Ill.) Loyola (Ill.) 101, Murray State 91	1991	First Round (Southeast Region - Atlanta, Ga.) #4 Alabama 89, #13 Murray State 79
1965	First Round (Midwest Region - Bowling Green, Ky.) DePaul 99, Eastern Kentucky 52	1992	First Round (Midwest Region - Milwaukee, Wis.) #3 Arkansas 80, #14 Murray State 69
1966	First Round (Midwest Region - Kent, Ohio) Western Kentucky 105, Loyola (Ill.) 86 Regional Semifinal (Midwest Region - Iowa City, Iowa) Michigan 80, Western Kentucky 79 Regional Third Place (Midwest Region - Iowa City, Iowa) Western Kentucky 82, Dayton 62	1993	First Round (Southeast Region - Orlando, Fla.) #2 Seton Hall 81, #15 Tennessee State 59
1967	First Round (Midwest Region - Lexington, Ky.) Dayton 69, Western Kentucky 67 (OT)	1994	First Round (Southeast Region - St. Petersburg, Fla.) #3 Kentucky 83, #14 Tennessee State 70
1968	First Round (Midwest Region - Kent, Ohio) East Tennessee 79, Florida State 69 Regional Semifinal (Midwest Region - Lexington, Ky.) Ohio State 79, East Tennessee 72 Regional Third Place (Midwest Region - Lexington, Ky.) Marquette 69, East Tennessee 57	1995	First Round (Southeast Region - Tallahassee, Fla.) #2 North Carolina 80, #15 Murray State 70
1969	First Round (Midwest Region - Carbondale, Ill.) Marquette 82, Murray State 62	1996	First Round (Southeast Region - Orlando, Fla.) #3 Georgia Tech 90, #14 Austin Peay 79
1970	First Round (Midwest Region - Dayton, Ohio) Jacksonville 109, Western Kentucky 96	1997	First Round (Southeast Region - Charlotte, N.C.) #2 Duke 71, #15 Murray State 68
1971	First Round (Midwest Region - South Bend, Ind.) Western Kentucky 74, Jacksonville 72 Regional Semifinal (Midwest Region - Athens, Ga.) Western Kentucky 107, Kentucky 83 Regional Final (Midwest Region - Athens, Ga.) Western Kentucky 81, Ohio State 78 (OT) National Semifinal (Final Four - Houston, Texas) Villanova 92, Western Kentucky 89 (2OT) National Third Place (Final Four - Houston, Texas) Western Kentucky 77, Kansas 75	1998	First Round (Midwest Region - Oklahoma City, Okla.) #8 Rhode Island 97, #9 Murray State 74
1972	First Round (Midwest Region - Knoxville, Tenn.) Florida State 83, Eastern Kentucky 71	1999	First Round (South Region - Indianapolis, Ind.) #4 Ohio State 72, #13 Murray State 58
1973	First Round (Midwest Region - Dayton, Ohio) Austin Peay 77, Jacksonville 75 Regional Semifinal (Midwest Region - Nashville, Tenn.) Kentucky 106, Austin Peay 100 (OT) Regional Third Place (Midwest Region - Nashville, Tenn.) Marquette 88, Austin Peay 73	2000	First Round (West Region - Salt Lake City, Utah) #4 LSU 64, #13 Southeast Missouri 61
1974	First Round (Midwest Region - Terre Haute, Ind.) Notre Dame 108, Austin Peay 66	2001	First Round (Midwest Region - Kansas City, Mo.) #2 Arizona 101, #15 Eastern Illinois 76
1975	First Round (Midwest Region - Lexington, Ky.) Oregon State 78, Middle Tennessee 67	2002	First Round (East Region - Chicago, Ill.) #3 Georgia 85, #14 Murray State 68
1976	First Round (Midwest Region - Dayton, Ohio) Marquette 79, Western Kentucky 60	2003	First round (East Region - Birmingham, Ala.) #4 Louisville 86, #13 Austin Peay 64
1977	First Round (Midwest Region - Baton Rouge, La.) Detroit 93, Middle Tennessee 76	2004	First Round (Atlanta Region - Columbus, Ohio) #5 Illinois 72, #12 Murray State 53
1978	First Round (Midwest Region - Knoxville, Tenn.) Western Kentucky 87, Syracuse 86 (OT) Regional Semifinal (Midwest Region - Dayton, Ohio) Michigan State 90, Western Kentucky 69	2005	First Round (Austin Region - Indianapolis, Ind.) #2 Kentucky 72, #15 Eastern Kentucky 64
1979	First Round (Midwest Region - Murfreesboro, Tenn.) #8 Tennessee 97, #9 Eastern Kentucky 81	2006	First Round (Washington D.C. Region - Dayton, Ohio) #3 North Carolina 69, #14 Murray State 65
1980	First Round (Midwest Region - Bowling Green, Ky.) #7 Virginia Tech 89, #10 Western Kentucky 85 (OT)	2007	First Round (East Region - Winston-Salem, N.C.) #1 North Carolina 86, #16 Eastern Kentucky 65
1981	First Round (Midwest Region - Tuscaloosa, Ala.) #7 UAB 93, #10 Western Kentucky 68	2008	First Round (South Region - North Little Rock, Ark.) #2 Texas 74, #15 Austin Peay 54
		2009	Opening Round (Midwest Region - Dayton, Ohio) #16 Morehead State 58, #16 Alabama State 43 First Round (Midwest Region - Dayton, Ohio) #1 Louisville 74, #16 Morehead State 54
		2010	First Round (West Region - San Jose, Calif.) #13 Murray State 66, #4 Vanderbilt 65 Second Round (West Region - San Jose, Calif.) #5 Butler 54, #13 Murray State 52
		2011	Second Round (Southwest Region - Denver, Colo.) #13 Morehead State 62, #4 Louisville 61 Third Round (Southwest Region - Denver, Colo.) #12 Richmond 65, #13 Morehead State 48
		2012	Second Round (West Region - Louisville, Ky.) #6 Murray State 58, #11 Colorado State 41 Third Round (West Region - Louisville, Ky.) #3 Marquette 62, #6 Murray State 53
		2013	Second Round (West Region - Salt Lake City, Utah) #6 Arizona 81, #11 Belmont 64
		2014	Second Round (South Region - St. Louis, Mo.) #2 Kansas 80, #15 Eastern Kentucky 69



2014-15 All-Ohio Valley Conference Men's Basketball Teams

(as voted on by the league's head basketball coaches and sports information directors)

OVC Player of the Year: Cameron Payne, Murray State
OVC Defensive Player of the Year: Corey Walden, Eastern Kentucky
OVC Freshman of the Year: Cornell Johnston, Eastern Illinois
OVC Coach of the Year: Steve Prohm, Murray State

ALL-OVC FIRST TEAM

<u>NAME. SCHOOL</u>	<u>POS.</u>	<u>HT.</u>	<u>WT.</u>	<u>CL.</u>	<u>HOMETOWN</u>	<u>KEY STATS</u>
Cameron Payne, Murray State *!	G	6-2	180	So.	Memphis, Tenn.	20.2 ppg, 5.7 apg, 3.6 rpg, 2.0 spg
Corey Walden, Eastern Kentucky \$	G	6-2	189	Sr.	Daytona Beach, Fla.	18.6 ppg, 3.6 apg, 3.0 spg, 54.1 FG%
Craig Bradshaw, Belmont %	G	6-3	210	Jr.	Ridgetop, Tenn.	17.9 ppg, 3.7 rpg, 3.2 apg, 41.7 3FG%
Jarvis Williams, Murray State %!	F	6-8	215	Sr.	Macon, Ga.	15.4 ppg, 8.3 rpg, 1.0 bpg, 57.1 FG%
Eric Stutz, Eastern Kentucky	F	6-8	225	Sr.	Newburgh, Ind.	15.5 ppg, 5.8 rpg, 2.5 spg, 61.7 FG%

ALL-OVC SECOND TEAM

<u>NAME. SCHOOL</u>	<u>POS.</u>	<u>HT.</u>	<u>WT.</u>	<u>CL.</u>	<u>HOMETOWN</u>	<u>KEY STATS</u>
Evan Bradds, Belmont	G/F	6-7	205	So.	Jamestown, Ohio	14.4 ppg, 7.2 rpg, 70.4 FG%
Marshun Newell, UT Martin	G	6-3	195	Sr.	Memphis, Tenn.	13.3 ppg, 7.0 rpg, 2.6 apg, 41.6 3FG%
Jarekious Bradley, Southeast Missouri %!	G/F	6-5	220	Sr.	Memphis, Tenn.	15.9 ppg, 5.4 rpg, 1.4 apg, 1.0 spg
Deville Smith, UT Martin	G	6-0	175	Sr.	Jackson, Miss.	14.0 ppg, 4.4 apg, 4.1 rpg, 1.8 spg
Trae Anderson, Eastern Illinois	G/F	6-4	235	Jr.	St. Louis, Mo.	13.1 ppg, 4.8 rpg, 1.6 apg, 48.3 FG%

ALL-NEWCOMER TEAM

<u>NAME. SCHOOL</u>	<u>POS.</u>	<u>HT.</u>	<u>WT.</u>	<u>CL.</u>	<u>HOMETOWN</u>	<u>KEY STATS</u>
Deville Smith, UT Martin	G	6-0	175	Sr.	Jackson, Miss.	14.0 ppg, 4.4 apg, 4.1 rpg, 1.8 spg
Trae Anderson, Eastern Illinois	G/F	6-4	235	Jr.	St. Louis, Mo.	13.1 ppg, 4.8 rpg, 1.6 apg, 48.3 FG%
Charles Jackson, Tennessee Tech	C	6-10	225	Jr.	Sacramento, Calif.	13.0 ppg, 9.5 rpg, 1.3 bpg, 57.1 FG%
Cornell Johnston, Eastern Illinois	G	5-7	150	Fr.	St. Louis, Mo.	8.7 ppg, 4.5 apg, 52.2 3FG%
Twymond Howard, UT Martin	F	6-6	210	Jr.	Pearl, Miss.	13.2 ppg, 6.4 rpg, 1.7 apg, 48.3 FG%

* - All-OVC 1st Team in 2013-14

% - All-OVC 2nd Team in 2013-14

! - OVC All-Newcomer Team in 2013-14

\$ - OVC All-Newcomer Team in 2012-13

Stats listed are through the completion of the regular season.

NOTES FROM AROUND THE LEAGUE

OVC Overview/This Week's Highlights: An OVC record five teams will be competing in the postseason this year with Belmont playing in the NCAA Tournament, Murray State competing in the NIT and Eastern Illinois, Eastern Kentucky and UT Martin participating in the CollegeInsider.com Postseason Tournament (CIT)...Belmont topped No. 1 seed (and 24th ranked) Murray State in the OVC Tournament Championship game to win its second OVC Tournament title in the past three years; the Bruins are playing in the NCAA Tournament for the seventh time in the past 10 years...Murray State won its 24th OVC regular season title after completing just the fifth perfect Conference record (16-0) in OVC history; the Racers won an OVC record 25-straight games from the end of November to the OVC Tournament title game...Murray State is competing in the NIT for the eighth time overall...Eastern Illinois is participating in its first postseason since 2001 (and just the third time ever at the Division I level) while UT Martin is competing in just its second NCAA postseason and first since the 2009 NIT...EKU is appearing in its third-straight national postseason tournament (CIT, NCAA, CIT)...Murray State enters the week with 11 road victories this season, the second most nationally (behind only 12 by Albany)...Belmont sophomore Evan Bradds enters this week leading all Division I players in field goal percentage (69.3%); that is just below of the OVC's single-season record (70.0%)...EIU freshman point guard Cornell Johnston is currently hitting 53.0 percent from 3-point range, which is currently the highest mark in OVC single-season history...EKU's Corey Walden is now eighth in OVC career history for steals (227) and fourth in single-season history (90) in that category.

OVC Sets League Record With Five Postseason Teams: Overall the OVC has five teams competing in the postseason this year (1 NCAA, 1 NIT, 3 CIT) which set a new record for the league. It broke the previous mark of four teams set in both 2011 and 2014. Last season OVC teams were 7-3 overall; the seven wins marked the most by the league in a single postseason.

OVC Teams All-Time in the NCAA Tournament: Entering the 2015 NCAA Tournament, OVC teams have won NCAA Tournament games in four of the past six years. After going 19 years without a winning game (1990-2008) Morehead State broke through for the league by winning in 2009 and ending the losing streak. Murray State won a game in 2010 (Vanderbilt), followed by Morehead State besting Louisville in 2011 and the streak reached four-straight years when Murray State beat Colorado State in 2012. OVC teams are now 24-66 all-time in the NCAA Tournament. Belmont is 0-6 all-time in the NCAA Tournament and is making its seventh overall appearance (2006, 2007, 2008, 2011, 2012, 2013, 2015).

OVC Teams All-Time in the NIT: Murray State earned an automatic bid to the National Invitational Tournament (NIT) by winning the OVC regular season championship but failing to win the league's tournament. It marks the eighth overall appearance in the NIT for Murray State (1980, 1982, 1983, 1989, 1994, 1996, 2011, 2015) and first since 2011. The Racers are 2-7 all-time in the event including advancing to the 1980 Quarterfinals where they lost by two points to Illinois. All-time OVC teams are 15-14 in the NIT including Belmont advancing to the Quarterfinals last season, becoming the first OVC team to go that far since Tennessee Tech in 2002.

OVC Teams All-Time in the CIT: Three OVC schools (Eastern Illinois, Eastern Kentucky and UT Martin) will participate in this season's CollegeInsider.com Postseason Tournament (CIT). This marks the seventh year for the national event. OVC teams are 6-6 all-time in the CIT including Murray State's perfect 5-0 run last season as the Racers captured the Championship. In the process MSU became the first-ever OVC team to play in the month of April. The CIT is a 32-team field that is drawn from non-BCS schools and all 31 games of the tournament are played at campus sites. In an effort to minimize travel and missed class time, the CIT uses a format that determines future opponents by previous results. This means second round pairings are made after first round games are completed. Teams in the same geographical area are likely to be paired. The CIT was created in 2009; what began as a 16-team event, quickly expanded to 24 teams in 2011 and to 32 teams in 2012.

Belmont Wins 2014 OVC Tournament Championship: Belmont captured its second OVC Tournament title in three years in the league by topping No. 1 seed and nationally-ranked Murray State 88-87 in the title game on a 3-pointer by Taylor Barnette with 3.2 seconds remaining. The No. 3 seeded Bruins won three games in three days to win the title, besting Eastern Illinois, defending champion Eastern Kentucky and Murray State to win its first title since 2013 (its first year in the league).

Murray State Claims 24th OVC Regular Season Championship: Murray State won its 24th OVC Championship with a perfect 16-0 record this season. It is the first overall regular season crown for the team since 2012. MSU has also won crowns in 1951, 1964, 1968, 1969, 1980, 1982, 1983, 1988, 1989, 1990, 1991, 1992, 1994, 1995, 1996, 1997, 1998, 1999, 2000, 2006, 2010, 2011, 2012 and 2015.

Murray State Becomes Fifth OVC Men's Team to Complete Perfect Conference Season: Murray State completed a perfect 16-0 regular season and became only the fifth team in OVC history to accomplish that feat. The other teams with perfect OVC records in 67 years of OVC play are Western Kentucky teams in 1949-50 (8-0), 1965-66 (14-0) and 1969-70 (14-0) and the 2003-04 Austin Peay team (16-0). On the women's side UT Martin was also 16-0, marking the first time in OVC history that the men's and women's regular season champions each finished with undefeated records.

Payne and Prohm Semifinalists for Naismith Awards: Murray State's **Steve Prohm** and **Cameron Payne** were named to the Naismith Trophy semifinalist list for National Coach of the Year and National Player of the Year after leading Murray State to a perfect 16-0 Conference record, a 25-game winning streak during the season and a Top 25 national ranking.

Murray State Ranked in Both Top 25 Polls For One Week: After receiving votes for four weeks, Murray State finally broke into both major Top 25 polls on March 2, coming in at No. 24 in the USA Today Coaches Poll and No. 25 in the Associated Press Poll. Prior to that ranking it was Murray State who was the last OVC team to be ranked in the Top 25, climbing as high as No. 9 during the 2011-12 season (that was the first time an OVC team had been ranked in the Top 10 since 1970-71). The Racers were ranked for the final 15 weeks of the 2011-12 season and finished the year ranked No.12 in the AP Poll and No. 12 in the AP poll and No. 16 in the USA Today poll. After the Racers lost to Belmont in the OVC Tournament finals, they dropped out of both Top 25 polls.

Murray State Sets OVC Record for Longest Winning Streak: After setting the OVC record for longest winning streak during the 2011-12 season, Murray State broke that record this season, by winning 25-straight games. They are one of eight teams all-time in OVC history to have a winning streak of 15 games or longer.

25 - Murray State (2014-15)
23 - Murray State (2011-12)
21 - Western Kentucky (1953-54)
21 - Western Kentucky (1966-67)
17 - Murray State (2009-10)
16 - Western Kentucky (1949-50)
16 - Western Kentucky (1969-70)
15 - Western Kentucky (1948-49)

Road Warriors: As of Monday Murray State has an 11-1 record in true road games. The 11 overall road wins are tied for the second-most nationally trailing only Albany (12). Only one team (Kentucky) had fewer road losses than Murray State this season.

NCAA Stats Leaders: Entering this week in the latest NCAA statistical leaders (March 16), Eastern Kentucky ranks first nationally in turnover margin (+7.3/game), second in free throw percentage (77.9%), second in steals (9.7/game) and 19th in 3-pointers made/game (8.6). Murray State ranks 10th in scoring offense (79.1 points/game), 15th in field goal percentage (48.4%), 16th in scoring margin (+11.4 points/game), 25th in assists (15.4/game) and 34th in 3-point percentage (38.6%). Belmont ranks fourth in 3-pointers made/game (10.0) while UT Martin is 16th in fewest fouls/game (15.4) and Morehead State is 18th in steals (8.2/game). Individually Belmont's **Evan Bradds** is first in field goal percentage (69.3%) while teammate **Reece Chamberlain** is 14th in assists (6.1/game) and **Craig Bradshaw** is 26th in 3-point percentage (41.6%). UT Martin's Alex Anderson is fourth in 3-point percentage (46.0%). Tennessee Tech's **Charles Jackson** is sixth nationally in double-doubles (18), 21st in field goal percentage (57.1%) and 25th in rebounding (9.5/game). Murray State's **Cameron Payne** is 10th in scoring (20.3 points/game), 19th in assists (5.8/game) and 28th in steals (2.03/game) while teammate **Jarvis Williams** is 17th in field goal percentage (57.4%). Eastern Kentucky's **Corey Walden** is first in steals (3.1/game) and 39th in scoring (18.3 points/game) while teammate **Eric Stutz** is fourth in field goal percentage (62.3%). Austin Peay's **Chris Horton** is 16th in double-doubles (15), eighth in rebounding (11.1/game) and 36th in blocked shots (2.33/game). Southeast Missouri's **Jarekious Bradley** is 15th in free throw percentage (88.3%).

Johnston Nears OVC Single-Season 3-Point Percentage Record: Eastern Illinois freshman **Cornell Johnston** is nearing the OVC single-season 3-point percentage record. His mark of 53.0 percent (53-of-100) is currently the best in OVC history (EIU is still competing in the CIT) ahead of the previous mark of 50.6 percent held by a pair of Eastern Kentucky players (Brad Divine and Jeff McGill).

Bradds Ranks Second in OVC Single-Season History in Field Goal Percentage: Belmont sophomore **Evan Bradds** enters the postseason with a 69.3 field goal percentage, which leads all Division I players and ranks second in OVC single-season history (the current record is 70.0%).

Eastern Kentucky Posts 28-Point Road Win Over Nationally-Ranked Miami; Second-Largest Ever By OVC Team: Eastern Kentucky made history when it went on the road and beat No. 18 Miami (Fla.) 72-44 on December 19. It was the first victory over a nationally-ranked non-conference opponent for the team since topping No. 6 Dayton on Dec. 9, 1967. It is the second-largest victory over a Top 25 team by an OVC team, trailing only a 31-point win by Western Kentucky over No. 15 St. Bonaventure on January 3, 1953 (94-63 at a neutral site in Oklahoma City). OVC teams have knocked off at least one Top 25 opponent in five of the past six seasons. Here is a look at some recent OVC wins over Top 25 opponents.

Eastern Kentucky 72, #18 Miami (Fla.) 44 (Dec. 19, 2014)
Belmont 83, #11 North Carolina 80 (Nov. 17, 2013)
#14 Murray State 65, #16 Saint Mary's 51 (Feb. 18, 2012)
Murray State 76, #20 Memphis 72 (Dec. 11, 2011)
Morehead State 62, #14 Louisville 61 (March 17, 2011) (NCAA Tournament)
Murray State 66, #21 Vanderbilt 65 (March 18, 2010) (NCAA Tournament)
Murray State 94, #12 Arkansas 83 (Dec. 25, 1997)
Tennessee Tech 84, No. 15 Southern Miss 78 (Dec. 6, 1990)
Middle Tennessee 97, #16 Florida State 83 (March 16, 1989) (NCAA Tournament)
Murray State 78, #14 North Carolina State 75 (March 18, 1988) (NCAA Tournament)
Austin Peay 68, #11 Illinois 67 (March 12, 1987) (NCAA Tournament)

Payne Named to USBWA All-District Team: Murray State's **Cameron Payne** was named to the United States Basketball Writers' Association of America (USBWA) All-District Four Team. The USBWA announced the teams from nine districts including a Player of the Year from each one; Payne was the only OVC selection on an All-District Team. USBWA District-4 consists of schools from Kentucky, Tennessee, Mississippi, Alabama, Georgia and Florida.

700 Club: Belmont head coach **Rick Byrd** became just the seventh active Division I head coach to reach the 700 win plateau on January 17 when his team won at Austin Peay. With the 700 victories Byrd joins an elite group that also includes Mike Krzyzewski, Jim Boeheim, Bob Huggins, Roy Williams, Bo Ryan and Rick Pitino. All-time the now 711 career wins rank Byrd 25th in NCAA Division I history.

Neubauer Named Finalist for Skip Prosser Man of the Year Award: Eastern Kentucky University Head Men's Basketball Coach **Jeff Neubauer** is one of 16 finalists for the Skip Prosser Man of the Year Award. The award is given out annually to a coach that exemplifies high moral integrity off the court and success on it. The recipient of the 2015 award will be announced at the CollegeInsider.com Awards Banquet on April 3 in Indianapolis, site of the 2015 Final Four. Named for the late Skip Prosser, the former coach of Wake Forest who passed away in 2007, the award has been given out since 2008.

CollegeInsider.com Mid-Major Poll: In the latest CollegeInsider.com Mid-Major Poll (March 9 - the March 16 was not yet available), Murray State is ranked fifth, Belmont is 23rd and Eastern Kentucky is among the others receiving votes. Gonzaga picked up all 31 first-place votes to be ranked No. 1. Now in its 16th season, the Mid-Major poll is made up of team's from the following conferences: America East, Atlantic Sun, Big Sky, Big South, Big West, Colonial, Horizon, Independents, Ivy, Metro Atlantic, Mid-American, Mid-Eastern, Missouri Valley, Northeast, Ohio Valley, Patriot, Southern, Southland, Southwestern, Summit, Sun Belt, WAC and West Coast. It is voted upon by coaches from those conferences, with one coach per conference casting a vote (Eastern Kentucky's Jeff Neubauer is the OVC representative).

Belmont's Bradshaw Named CoSIDA Academic All-American Belmont junior **Craig Bradshaw** has been named to the Capital One Academic All-American men's basketball third-team as selected by CoSIDA. Overall the OVC has had 235 student-athletes earn Academic All-America honors since 1970; Bradshaw is just the 10th OVC men's basketball student-athlete to earn the honor (but third in the past two years). In the classroom, Bradshaw holds a 3.51 grade-point average in his chosen major of Public Relations. To be eligible for Academic All-America® consideration, a student-athlete must be a varsity starter or key reserve, maintain a cumulative G.P.A. of 3.30 on a scale of 4.00, have reached sophomore athletic and academic standings at his/her current institution and be nominated by his/her sports information director.

UTM's Smith Among Rare Company With Stat-Filled Game: UT Martin senior guard **Deville Smith** put himself in rare company with his performance at Illinois-Chicago on December 15. Smith had 26 points, 7 assists, 6 rebounds, 5 blocks and 3 steals in the overtime victory over the Flames. He is the first Division I player to have a 25-point, 5-assist, 5-rebound, 5-block and 3-steal performance against a fellow Division I team since Minnesota's Joel Przybilla against Iowa in 1999-00 (Przybilla had 28 points, 18 rebounds, 7 blocks, 5 assists and 3 steals).

Horton Records 10th Triple-Double in OVC History: Austin Peay junior **Chris Horton** recorded just the 10th triple-double in OVC history on Nov. 16 when he had 15 points, 13 rebounds and 10 blocks against Berea College. It was the first triple-double in the OVC since the 2008-09 season and he was only the second player to ever do it with blocked shots. Below are a list of all-time OVC triple-doubles.

Bud Eley, Southeast Missouri vs. Morehead State (1/4/99) - 24 pts., 14 reb., 10 blocks
Trenton Hassell, Austin Peay vs. Morehead State (2/2/99) - 19 pts., 13 reb., 10 asst.
Trenton Hassell, Austin Peay vs. Tennessee State (2/26/00) - 19 pts., 11 reb., 10 asst.
Trenton Hassell, Austin Peay vs. UT Martin (2/22/01) - 27 pts., 13 reb., 12 asst.
Brandon Griffin, Southeast Missouri vs. Oakland City (12/13/03) - 12 pts., 12 reb., 10 asst.
Walker Russell, Jacksonville State vs. Eastern Kentucky (2/28/06) - 21 pts., 11 reb., 11 asst.
Lester Hudson, UT Martin vs. Central Baptist (11/13/07) - 25 pts., 12 reb., 10 asst., 10 steals
Lester Hudson, UT Martin vs. Southeast Missouri (2/16/08) - 26 pts., 12 reb., 10 asst.
Isacc Miles, Murray State vs. UT Martin (2/24/09) - 13 pts., 10 reb., 11 asst.
Chris Horton, Austin Peay vs. Berea (11/16/14) - 15 pts., 13 reb., 10 blocks

Bradshaw Nets 42 Points, One of Six 40-Plus Point Efforts By an OVC Player in Last 11 Years: When Belmont junior **Craig Bradshaw** scored 42 points at Ohio on Nov. 29, it was one of just six 40-plus point efforts by an OVC player over the last 11 years (back through the 2004-05 season). It was the most points by a Belmont player in the program's Division I era and the fifth-most points by a Division I player this season. Below is a listing of 40-plus point games by OVC players over the last 11 years.

50 - Kevin Murphy, Tennessee Tech vs. SIUE (1/30/12)
43 - Derek Wright, Austin Peay at Southeast Missouri (1/29/08)
42 - **Craig Bradshaw, Belmont at Ohio (11/29/14)**
42 - Lester Hudson, UT Martin vs. Tennessee Tech (3/03/09)
41 - Lester Hudson, UT Martin at Central Arkansas (12/31/08)
40 - Drew Kelly, Morehead State vs. South Dakota (12/19/13)

Payne Named Lou Henson Mid-Major Player of the Week by CollegeInsider.com (Dec. 15): Murray State sophomore **Cameron Payne** was named the Lou Henson Mid-Major Player of the Week by CollegeInsider.com on Dec. 15 following his play at Evansville. Payne scored a career-high 32 points as Murray State won 81-79; the sophomore hit 10-of-19 field goals attempts, 4-of-7 3-pointers and 8-of-12 free throws while also adding eight assists, five rebounds and two steals in 35 minutes of action. Payne scored 20 of his 32 points in the first half as MSU built a 42-38 halftime advantage.

Bradshaw Named National Player of the Week by NBCSports.com (Dec. 1): Belmont's **Craig Bradshaw** was named the National Player of the Week by NBCSports.com/CollegeBasketballTalk following his play in three games that saw him average 33.0 points, 3.7 rebounds, 2.0 assists and 1.0 steals/game while hitting 58.2 percent (32-of-55) from the field, 58.6 percent (17-of-29) from 3-point range and 75 percent (18-of-24) from the free throw line in three Belmont victories. After scoring 29 and 28 points in games to open the week he hit 8-of-12 3-pointers on his way to a Belmont Division I scoring record of 42 points at Ohio; in that game he also raced the length of the court and hit the game-winning basket to lift his team to a 83-81 victory.

Belmont's Chamberlain Named Finalist for Senior CLASS Award: Belmont senior **Reece Chamberlain** is one of 10 Division I men's basketball players selected as finalists for the 2014-15 Senior CLASS Award®. To be eligible for the award, a student-athlete must be classified as an NCAA Division I senior and have notable achievements in four areas of excellence: community, classroom, character and competition. An acronym for Celebrating Loyalty and Achievement for Staying in School®, the Senior CLASS Award focuses on the total student-athlete and encourages students to use their platform in athletics to make a positive impact as leaders in their communities. Ballots will be distributed through a nationwide voting system to media, coaches and fans, who will select one male candidate and one female candidate who best exemplify excellence in the four Cs of community, classroom, character and competition. The Senior CLASS Award winner will be announced during the 2015 NCAA Men's Final Four®.

Payne Named to Cousy Award Watch List: Murray State's **Cameron Payne** was named to the watch list of candidates for the 2015 Bob Cousy Collegiate Point Guard of the Year Award. The annual honor, named for Hall of Famer and former Boston Celtic Bob Cousy, recognizes the top point guards in men's college basketball. The Watch List was initially 35 players and will be narrowed to five at the end of the season. The winner will be honored on Monday of Final Four weekend in Indianapolis.

Two OVC Players On Midseason Lou Henson Award Watch List: Two OVC men's basketball players have been named to the midseason Lou Henson Award Watch list by CollegeInsider.com. The Lou Henson Award is presented annually to the Division I "Mid-Major" Player of the Year. The OVC selections included Murray State sophomore guard **Cameron Payne** and Eastern Kentucky senior guard **Corey Walden**. The group are among 40 players nationally nominated for the award. The award is named in honor of Henson who retired after a spectacular coaching career that lasted 41 years. The 2015 recipient will be announced at the CollegeInsider.com Awards Banquet on April 3 in Indianapolis,

OVC ACTIVE CAREER LEADERS

POINTS SCORED

1557	Angelo Warner, Morehead State
1456	Corey Walden Eastern Kentucky
1342	Myles Taylor, UT Martin
1326	Darion Rackley, Jacksonville State
1305	Kris Davis, SIUE
1290	Eric Stutz, Eastern Kentucky
1222	Cameron Payne, Murray State
1147	Craig Bradshaw, Belmont
1043	Chris Horton, Austin Peay
1029	Jarekious Bradley, Southeast Missouri
1000	Jarvis Williams, Murray State
988	Nino Johnson, Southeast Missouri
933	Jeffery Moss, Murray State

REBOUNDS

830	Chris Horton, Austin Peay
730	Nino Johnson, Southeast Missouri
631	Eric Stutz, Eastern Kentucky
603	Jarvis Williams, Murray State
575	Angelo Warner, Morehead State
574	Myles Taylor, UT Martin
450	Jonathan Fairrell, Murray State
380	Chris Freeman, Austin Peay
377	Michael Messer, SIUE
376	Josh Piper, Eastern Illinois
374	Evan Bradds, Belmont
369	Corey Walden, Eastern Kentucky

ASSISTS

450	Reece Chamberlain, Belmont
371	Cameron Payne, Murray State
302	Kareem Storey, Morehead State
299	Angelo Warner, Morehead State
277	Kris Davis, SIUE
269	Corey Walden, Eastern Kentucky
253	Donivine Stewart, SIUE
224	Craig Bradshaw, Belmont
201	Darion Rackley, Jacksonville State
199	Eric Stutz, Eastern Kentucky
186	Marshun Newell, UT Martin
181	Jeffery Moss, Murray State
180	Damarius Smith, Austin Peay

STEALS

227	Corey Walden, Eastern Kentucky
207	Angelo Warner, Morehead State
145	Reece Chamberlain, Belmont
140	Darion Rackley, Jacksonville State
131	Brent Arrington, Morehead State
122	Cameron Payne, Murray State
115	Craig Bradshaw, Belmont
100	Nino Johnson, Southeast Missouri
100	Kris Davis, SIUE
93	Eric Stutz, Eastern Kentucky
89	Jay Harris, Tennessee State
88	Donivine Stewart, SIUE
83	Chris Horton, Austin Peay

BLOCKED SHOTS

262	Chris Horton, Austin Peay
184	Nino Johnson, Southeast Missouri
123	Keaton Jackson, SIUE
108	Jamal Hunter, Jacksonville State
94	Jarvis Williams, Murray State
81	Eric Stutz, Eastern Kentucky
72	Timmy Knipp, Eastern Kentucky
69	Chris Olivier, Eastern Illinois
65	Myles Taylor, UT Martin
62	Chris Freeman, Austin Peay
61	Jonathan Fairrell, Murray State
59	Josh Piper, Eastern Illinois
56	Luke Piotrowski, Eastern Illinois
51	Anthony Morse, Tennessee Tech

3-POINTERS MADE

182	Kris Davis, SIUE
164	Angelo Warner, Morehead State
157	Craig Bradshaw, Belmont
146	Cameron Payne, Murray State
131	Jeffery Moss, Murray State
130	Timmy Knipp, Eastern Kentucky
124	Darion Rackley, Jacksonville State
121	Jarekious Bradley, Southeast Missouri
118	Corey Walden, Eastern Kentucky
105	T.J. Sapp, Murray State
104	Avery Moore, Jacksonville State
100	Jay Harris, Tennessee State
96	Josh Piper, Eastern Illinois
89	Michael Messer, SIUE
85	Marshun Newell, UT Martin

site of the 2015 men's NCAA Basketball Championship.

OVC to Produce 14-Game National Television Package: The OVC will produce the largest national television package in its history in 2014-15 as 14 Conference games will air on either the ESPN Family of Networks or the CBS Sports Network. The Conference will once again have seven games on the ESPN Family of Networks, including four regular season games as well as the OVC Tournament semifinals and championship game. The OVC will also have a seven-game package on CBS Sports Network, up from just four games on the network a season ago. The 14-game package ensures that every member institution is on national television at least once this year. In addition the OVC will produce five games that will air in select markets on the new American Sports Network.

Recent Postseason Success: Last year the OVC had four men's basketball teams selected for postseason play (1 NCAA, 1 NIT, 1 CIT, 1 CBI) which matched an all-time high for a single season, tying the mark set in 2011. Overall OVC teams were 7-3 in postseason play in 2014; the seven total wins were the most for the OVC in one postseason (topping four wins in the 1971 season). With wins by Belmont (who advanced to the NIT Quarterfinals) and Murray State (who won the CIT Championship), OVC teams have now at least won at least one game in postseason play for six-straight years (the longest stretch in league history). Also included in that mark are wins in four of the past six NCAA Tournaments.

Loos is All-Time Winningest Coach in OVC History; Byrd Ranks 7th Among Active NCAA Coaches: With a 68-66 victory at Ohio on Dec. 9, 2009, Austin Peay head coach **Dave Loos** recorded his 320th career victory while in the OVC, a mark that ranks first all-time. Loos passed Cal Luther (319 wins at Murray State and UT Martin) for the all-time mark. Loos, the Dean of OVC coaches, is now in his 25th year at Austin Peay. Loos now has 391 victories in his tenure at Austin Peay and 473 for his career. Belmont head coach **Rick Byrd** (who is in his third year in the OVC) has 711 career victories, which ranks seventh among active Division I head coaches. Loos and Byrd are two of just six active Division I coaches to have coached at the same school for 20 or more years (the others are Syracuse's Jim Boeheim, Duke's Mike Krzyzewski, Oakland's Greg Kampe and Davidson's Bob McKillop).

OVC Men's Hoops in Third Year of Divisional Play: For the third year the OVC will use divisional play for men's basketball (the OVC women's teams are not using divisional play this year). The addition of Belmont University on July 1, 2012 gave the OVC 12 member institutions, the largest the Conference has been since it was formed in 1948 (the OVC is currently the nation's eighth-oldest Division I conference). The East Division includes Belmont, Eastern Kentucky, Jacksonville State, Morehead State, Tennessee State and Tennessee Tech. The West Division includes Austin Peay, Eastern Illinois, Murray State, Southeast Missouri State, SIUE and UT Martin.

Former OVC Players in the NBA: There are currently four former OVC players on NBA rosters. Former Morehead State All-American **Kenneth Faried** was the No. 22 overall pick in the 2011 NBA Draft and is in his fourth season with the Denver Nuggets. Faried was a two-time OVC Player of the Year, three-time OVC Defensive Player of the Year and set the NCAA Modern Era (since 1973) Rebounding record during his career. Faried was named to the NBA All-Rookie Team in 2012 and helped lead Team USA to a Gold Medal in the World Cup of Basketball this past summer. Former Murray State All-American **Isaiah Canaan** was drafted by the Houston Rockets and played with the team last year and the first half of this season before being traded to the Philadelphia 76ers. Former Belmont All-American **Ian Clark** signed a free agent deal with the Utah Jazz after doing undrafted and has a guaranteed deal with the Jazz this season. Former Tennessee State star **Robert Covington** was cut by Houston after spending last year with the team, but signed a free agent contract with the Philadelphia 76ers right after the season began. Three other former OVC players are currently playing in the NBDL: Travis Betran (Austin Peay) with the Erie BayHawks, Kevin Murphy (Tennessee Tech) with the Idaho Stampede and Walker Russell (Jacksonville State) with the Westchester Knicks.

The 2014-15 Season: The 2014-15 season marks the 67th of competition in the OVC. Over the previous 66 years, 13 different teams have claimed an OVC regular season championship.

OVC Tournament Once Again at Municipal Auditorium: The 2015 OVC Tournament was once again be played at Municipal Auditorium in Nashville, Tenn. (March 4-7). It marks the fifth-straight year the tournament has been at the venue and the 10th time the combined men's and women's tournaments have been held at the venue (1994, 1995, 1996, 2004, 2008, 2011, 2012, 2013, 2014); the men's tournament was also held there in 1967 and 1989. The OVC recently signed an extension with Municipal Auditorium to hold the tournament there through 2017. Beginning in 2011 the Championship switched to a format where the top eight men's and women's teams play in the merit-based format. The No. 1 and 2 seeds received two byes to the semifinals while the No. 3 and 4 seeds received one bye into the quarterfinals. The first round included the No. 5 seed against the No. 8 seed and the No. 6 seed against the No. 7 seed. That format remains the same for the men's team, although the women's teams have switched back to a traditional bracket (1 vs. 8, 2 vs. 7, etc.) bracket this season. As part of the deal to host the tournament at Municipal Auditorium, the Nashville City Council and Municipal Auditorium committed \$200,000 to improvements at the venue, which opened in 1962. Among the major improvements included upgrades to the dressing rooms, two new scoreboards and the new OVC-branded playing surface. The floor was built by Horner Sports Flooring, whose corporate headquarters are in Dollar Bay, Mich. The company has made floors for many collegiate and National Basketball Association (NBA) teams, including building the floor for the 2010 NBA All-Star Game which was held at Texas Stadium.

Murray State's Payne Tabbed as Preseason Player of the Year: The 2014-15 OVC Preseason Men's Basketball team was headlined by Murray State sophomore guard **Cameron Payne** who was named the OVC Preseason Player of the Year. Payne is the first sophomore to be named Preseason Player of the Year since the award was first handed out in 1993-94. Overall seven different schools were represented on the team with Murray State having the most selections (3) and Belmont (2) also having multiple picks. Payne was named both a first-team All-OVC selection and OVC Freshman of the Year after averaging 16.8 points, 5.4 assists, 3.6 rebounds and 1.7 steals/game and leading Murray State to the CollegeInsider.com Postseason Tournament (CIT) Championship (where he was named MVP). In addition to Payne the other players named to the All-OVC Team last year and appearing on the preseason team this season are Southeast Missouri State senior guard **Jarekious Bradley**, Belmont junior guard **Craig Bradshaw**, Morehead State senior guard **Angelo Warner** and Murray State senior forward **Jarvis Williams**. The Preseason All-OVC Team was rounded out by Belmont senior guard **Reece Chamberlain**, Austin Peay junior center **Chris Horton**, Murray State senior guard **T.J. Sapp**, UT Martin senior forward **Myles Taylor** and Eastern Kentucky senior guard **Corey Walden**, who was the 2013-14 OVC Defensive Player of the Year.

Murray State Picked as OVC Preseason Favorite: In a vote of OVC head men's basketball coaches and sports information directors Murray State has been picked the preseason favorite for the 2014-15 season. Murray State, who has won a league-best 23 OVC regular season championships, picked up 15 of 24 first-place votes in being picked the overall regular season champion. The Racers were also tabbed the West Division favorites, picking up 22 of 24 first-place votes in that category, while two-time defending regular season champion Belmont was picked the East Division favorites. In the overall champion voting, in addition to Murray State picking up 15 first-place votes other teams with first-place votes included Belmont (7), Eastern Kentucky (1) and Morehead State (1). Since Murray State was picked as the overall champion, they were also an overwhelming favorite to take first place in its own division; the Racers have finished first in the West in each of the first two years of divisional play. MSU received 132 total points to top the West and were followed by Southeast Missouri (who picked up the other 2 first-place votes and 109 points), SIUE (77), Austin Peay (70), Eastern Illinois (64) and UT Martin (40). Belmont picked up 16 of the 24 first-place votes and 125 points in being picked the East Division favorite while Morehead State (103) and Eastern Kentucky (102) each picked up four first-place votes. The East was rounded out by Tennessee Tech (71), Jacksonville State (52) and Tennessee State (40).

Westwood One Sports to Broadcast OVC Championship Game: For the sixth consecutive season, the OVC Men's Basketball Championship game will be broadcast by the Westwood One Sports radio network, the largest provider of audio content in America. Westwood One Sports is the largest independent national audio media company in the U.S., delivering compelling, engaging, and fully-integrated audio content to over 8,200+ radio stations and digital media companies. Westwood One's powerful portfolio of iconic media, sports and entertainment brands, combined with some of the most recognized live events in the world, provide strong and unique brand engagement to over 225 million consumers each week.

OVC Digital Network: The OVC launched the OVC Digital Network (OVCDN) in August 2012. The OVCDN is the exclusive home for live web streamed athletic contests involving OVC schools. This marks the eighth year the OVC has streamed live events, but the second year the events will be offered free of charge and in an HD format and will feature improved quality thanks to an investment in new equipment conference-wide. Fans will also find it easier to log onto OVCDigitalNetwork.com and access the streams and can do so without any registration. The events will be available on any computer, tablet or smart phone without needing any special downloads or apps thanks new streaming technology.

2014-15 SUPERLATIVES

Triple-Doubles

Chris Horton, Austin Peay (1)

15 points, 13 rebounds, 10 blocks vs. Berea (Nov. 16)

Double-Doubles

Charles Jackson, Tennessee Tech (18)

10 points, 13 rebounds vs. Piedmont International (Nov. 14)
12 points, 10 rebounds at USC (Nov. 17)
15 points, 11 rebounds vs. Chattanooga (Nov. 22)
13 points, 11 rebounds vs. Southeastern Louisiana (Nov. 24)
17 points, 11 rebounds at Southeastern Louisiana (Nov. 26)
16 points, 10 rebounds at Tulane (Nov. 30)
19 points, 10 rebounds vs. Hiwassee College (Dec. 7)
14 points, 10 rebounds at Alabama (Dec. 13)
13 points, 10 rebounds at Tennessee (Dec. 19)
28 points, 16 rebounds vs. North Florida (Dec. 29)
14 points, 10 rebounds at SIUE (Jan. 3)
11 points, 10 rebounds vs. Austin Peay (Jan. 10)
21 points, 10 rebounds vs. UT Martin (Jan. 15)
18 points, 10 rebounds vs. Eastern Kentucky (Jan. 24)
17 points, 16 rebounds vs. Jacksonville State (Feb. 7)
16 points, 10 rebounds at East Tennessee State (Feb. 16)
15 points, 10 rebounds at Morehead State (Feb. 26)
15 points, 17 rebounds at Eastern Kentucky (Feb. 28)

Chris Horton, Austin Peay (15)

15 points, 13 rebounds vs. Berea (Nov. 16)
22 points, 12 rebounds at Samford (Nov. 19)
12 points, 10 rebounds vs. Stephen F. Austin (Nov. 28)
15 points, 13 rebounds at Southern Illinois (Dec. 6)
11 points, 13 rebounds vs. Troy (Dec. 15)
13 points, 14 rebounds vs. Oakland City (Dec. 18)
13 points, 10 rebounds vs. North Florida (Dec. 31)
19 points, 13 rebounds at Jacksonville State (Jan. 8)
23 points, 12 rebounds vs. Belmont (Jan. 17)
15 points, 16 rebounds at SIUE (Jan. 22)
12 points, 12 rebounds at Eastern Illinois (Jan. 24)
23 points, 11 rebounds vs. Morehead State (Jan. 28)
23 points, 18 rebounds vs. Southeast Missouri (Jan. 31)
16 points, 15 rebounds vs. Murray State (Feb. 7)
10 points, 14 rebounds at UT Martin (Feb. 14)

Jarvis Williams, Murray State (11)

10 points, 11 rebounds vs. Houston (Nov. 14)
28 points, 12 rebounds at Middle Tennessee (Nov. 18)
20 points, 10 rebounds vs. Drake (Nov. 30)
24 points, 12 rebounds vs. Western Kentucky (Dec. 6)
25 points, 11 rebounds at Jacksonville State (Jan. 11)
19 points, 10 rebounds vs. Belmont (Jan. 15)
13 points, 13 rebounds at SIUE (Jan. 24)
17 points, 11 rebounds vs. Eastern Kentucky (Jan. 29)
23 points, 11 rebounds vs. Southeast Missouri (Feb. 5)
15 points, 10 rebounds at UT Martin (Feb. 28)
23 points, 10 rebounds vs. Morehead State (March 6)

Evan Bradds, Belmont (6)

19 points, 11 rebounds vs. SIUE (Jan. 7)
22 points, 10 rebounds vs. UT Martin (Jan. 22)
19 points, 18 rebounds vs. Jacksonville State (Jan. 29)
11 points, 12 rebounds at Eastern Kentucky (Feb. 5)
13 points, 10 rebounds vs. Morehead State (Feb. 14)
21 points, 11 rebounds vs. #24 Murray State (March 7)

Marshun Newell, UT Martin (5)

15 points, 11 rebounds at Northern Kentucky (Dec. 3)
14 points, 10 rebounds vs. Maryland-Eastern Shore (Dec. 30)
15 points, 11 rebounds vs. Eastern Illinois (Jan. 29)
23 points, 17 rebounds at Austin Peay (Feb. 5)
18 points, 10 rebounds vs. SIUE (Feb. 7)

Nino Johnson, Southeast Missouri (5)

12 points, 11 rebounds at Arkansas (Dec. 20)
15 points, 10 rebounds at Austin Peay (Jan. 31)
10 points, 10 rebounds vs. Eastern Illinois (Feb. 7)
13 points, 10 rebounds vs. UT Martin (Feb. 12)
25 points, 12 rebounds vs. Murray State (Feb. 14)

Karam Mashour, Morehead State (5)

15 points, 13 rebounds at Southeast Missouri (Jan. 8)
22 points, 11 rebounds vs. SIUE (Jan. 15)
21 points, 14 rebounds vs. Tennessee State (Feb. 5)
13 points, 12 rebounds at Belmont (Feb. 14)
22 points, 11 rebounds vs. Murray State (March 6)

Jeremy Watson, Jacksonville State (4)

12 points, 11 rebounds vs. Miles College (Nov. 22)
15 points, 14 rebounds vs. Savannah State (Nov. 28)
28 points, 18 rebounds at Alabama State (Dec. 6)
19 points, 11 rebounds vs. Dartmouth (Dec. 14)

Twymond Howard, UT Martin (4)

14 points, 10 rebounds at Illinois-Chicago (Dec. 15)
10 points, 12 rebounds vs. Jacksonville State (Jan. 17)
22 points, 12 rebounds vs. Eastern Illinois (Jan. 29)
14 points, 13 rebounds at Eastern Illinois (Feb. 19)

Chris Olivier, Eastern Illinois (3)

12 points, 10 rebounds at UC Davis (Dec. 9)
20 points, 10 rebounds vs. Jacksonville State (Jan. 3)
17 points, 10 rebounds vs. Murray State (Jan. 22)

Dwan Caldwell, Tennessee Tech (3)

31 points, 10 rebounds vs. Lipscomb (Dec. 3)
14 points, 10 rebounds at North Florida (Dec. 15)
12 points, 11 rebounds at Tennessee State (Jan. 29)

Reece Chamberlain, Belmont (3)

18 points, 12 rebounds at Wright State (Nov. 14)
13 points, 11 rebounds vs. Lipscomb (Nov. 24)
10 points, 10 assists at Jacksonville State (Feb. 11)

Jarekious Bradley, Southeast Missouri (3)

18 points, 10 rebounds at Bowling Green (Nov. 25)
21 points, 12 rebounds at SIUE (Feb. 19)
18 points, 10 rebounds at Eastern Illinois (Feb. 22)

OVC VS. OTHER CONFERENCES

American Athletic	0-5
America East	0-0
ACC	1-2
Atlantic Sun	8-5
Atlantic 10	0-2
Big East	0-5
Big Sky	1-2
Big South	5-1
Big Ten	0-3
Big 12	0-1
Big West	0-2
Colonial	0-0
Conference USA	5-6
Great West	0-0
Horizon	3-7
Independents	0-0
Ivy	2-0
Metro Atlantic Athletic	1-1
Mid-American	3-2
MEAC	5-4
Missouri Valley	6-9
Mountain West	0-2
Non-Division I Teams	23-0
Northeast	0-1
Pac-12	0-1
Patriot	0-1
SEC	0-9
Southern	1-4
Southland	4-2
SWAC	5-1
Summit	2-1
Sun Belt	2-0
West Coast	0-5
Western Athletic	2-0
TOTAL NON-CONFERENCE RECORD	79-84

MID-MAJOR TOP 25

Now in its 16th season, CollegeInsider.com produces a weekly Mid-Major Top 25 poll. The poll includes teams from the following conferences: America East, Atlantic Sun, Big Sky, Big South, Big West, CAA, Horizon, Independents, Ivy, Metro Atlantic, MAC, MEAC, Missouri Valley, NEC, OVC, Patriot, Southern, Southland, SWAC, Summit, Sun Belt and West Coast. The poll is voted on by coaches from the above-mentioned conferences.

COLLEGEINSIDER.COM MID-MAJOR TOP 25 (Mar. 9)

No.	Team	Record	Pts.
1.	Gonzaga (31)	30-2	775
2.	Northern Iowa	30-3	744
3.	Wichita State	28-4	714
4.	Stephen F. Austin	27-4	684
5.	Murray State	27-4	684
6.	BYU	24-8	616
7.	Valparaiso	27-5	556
8.	Wofford	27-6	528
9.	UC Davis	24-5	519
10.	Green Bay	24-7	471
11.	Harvard	21-7	433
12.	Yale	22-9	432
13.	Iona	26-7	404
14.	Buffalo	21-9	333
15.	Saint Mary's	21-9	328
16.	Sam Houston State	24-7	291
17.	Albany	23-8	229
18.	Eastern Washington	23-8	201
19.	North Florida	23-11	141
20.	Central Michigan	22-7	140
21.	Sacramento State	19-10	126
22.	North Carolina Central	24-6	86
23.	Belmont	22-10	77
24.	Kent State	21-10	75
25.	Georgia State	22-9	71

Others (OVC Only): Eastern Kentucky (27).

MID-MAJOR POLL WEEK-BY-WEEK

	BEL	EIU	FKU	MOR	MUR	UTM
Preseason	8	-	RV	RV	12	-
Nov. 17	12	-	RV	-	17	-
Nov. 24	8	-	RV	-	14	-
Dec. 1	6	-	RV	-	RV	-
Dec. 8	5	-	RV	-	RV	-
Dec. 15	10	-	RV	-	RV	RV
Dec. 22	11	-	RV	-	RV	-
Dec. 29	12	-	RV	-	RV	-
Jan. 5	12	RV	RV	-	23	-
Jan. 12	16	RV	RV	-	15	-
Jan. 19	20	23	RV	-	8	-
Jan. 26	19	RV	RV	-	6	-
Feb. 2	19	-	RV	-	5	RV
Feb. 9	24	-	RV	-	5	RV
Feb. 16	RV	-	RV	-	4	RV
Feb. 23	RV	-	RV	-	4	-
Mar. 2	RV	-	RV	-	3	-
Mar. 9	23	-	RV	-	5	-

2014-15 SUPERLATIVES

Chris Freeman, Austin Peay (3)

19 points, 10 rebounds vs. Berea (Nov. 16)
15 points, 11 rebounds at Lipscomb (Dec. 21)
13 points, 11 rebounds at Southeast Missouri (Feb. 28)

Zachary Lee, Tennessee State (2)

15 points, 10 rebounds vs. Reinhardt (Nov. 14)
10 points, 11 rebounds vs. Fisk (Nov. 20)

Jamal Hunter, Jacksonville State (2)

17 points, 17 rebounds vs. Miles College (Nov. 22)
11 points, 16 rebounds vs. Winthrop (Dec. 3)

Denzel Richardson, Eastern Kentucky (2)

11 points, 10 rebounds vs. Savannah State (Nov. 14)
14 points, 11 rebounds at UT Martin (Jan. 8)

Christian Mekowulu, Tennessee State (2)

16 points, 11 rebounds vs. North Florida (Dec. 31)
12 points, 12 rebounds at SIUE (Jan. 10)

Eric Stutz, Eastern Kentucky (2)

24 points, 11 rebounds vs. SIUE (Jan. 17)
17 points, 10 rebounds at Morehead State (Jan. 31)

Khalil Davis, Austin Peay (2)

14 points, 10 rebounds at Tennessee Tech (Jan. 10)
23 points, 11 rebounds vs. Murray State (Feb. 7)

Trae Anderson, Eastern Illinois (2)

13 points, 11 rebounds vs. Ball State (Dec. 3)
25 points, 12 rebounds at Southeast Missouri (Feb. 7)

Antonius Cleveland, Southeast Missouri (2)

14 points, 11 rebounds at Central Arkansas (Nov. 22)
10 points, 12 rebounds vs. Eastern Illinois (Feb. 7)

Jonathan Fairell, Murray State (2)

10 points, 11 rebounds vs. Belmont (Jan. 15)
10 points, 10 rebounds vs. SIUE (Feb. 12)

Brent Arrington, Morehead State (2)

16 points, 10 rebounds at Austin Peay (Jan. 28)
11 points, 11 rebounds vs. Jacksonville State (Feb. 28)

Billy Reader, Morehead State (2)

12 points, 11 rebounds at Southeast Missouri (Jan. 8)
18 points, 10 rebounds vs. Southeast Missouri (March 4)

Cameron Payne, Murray State (2)

21 points, 10 rebounds vs. Eastern Kentucky (Jan. 29)
20 points, 10 assists vs. Belmont (March 7)

Aaron Adeoye, Southeast Missouri (1)

12 points, 11 rebounds vs. San Diego (Nov. 15)

Donivine Stewart, SIUE (1)

20 points, 10 assists vs. Harris-Stowe (Nov. 14)

Mason Ramsey, Tennessee Tech (1)

14 points, 14 rebounds vs. Piedmont International (Nov. 14)

Demontez Loman, Tennessee State (1)

11 points, 13 rebounds vs. Reinhardt (Nov. 14)

Xavier Richards, Tennessee State (1)

21 points, 11 rebounds vs. Fisk (Nov. 20)

Darreon Reddick, Tennessee State (1)

14 points, 13 rebounds vs. Fisk (Nov. 20)

Anthony Elechi, Morehead State (1)

10 points, 12 rebounds vs. Kentucky Christian (Nov. 29)

Lyonell Gaines, Morehead State (1)

18 points, 10 rebounds vs. Oakland (Dec. 6)

D.J. Felder, Jacksonville State (1)

10 points, 13 rebounds at Eastern Illinois (Jan. 3)

Keaton Jackson, SIUE (1)

10 points, 11 rebounds at Belmont (Jan. 7)

Josh Piper, Eastern Illinois (1)

11 points, 10 rebounds at Tennessee State (Jan. 7)

Torrance Rowe, Tennessee Tech (1)

14 points, 10 assists vs. Eastern Kentucky (Jan. 24)

Kareem Storey, Morehead State (1)

13 points, 12 assists at Austin Peay (Jan. 28)

Craig Bradshaw, Belmont (1)

25 points, 10 rebounds vs. Eastern Kentucky (Feb. 19)

40-Plus Point Games

42.....Craig Bradshaw, Belmont at Ohio (Nov. 29)

30-Plus Point Games

35.....Corey Walden, Eastern Kentucky vs. Tennessee Tech (Feb. 28)
33.....Corey Walden, Eastern Kentucky at Southern Utah (Nov. 26)
33.....Corey Walden, Eastern Kentucky at Coppin State (Dec. 30)
33.....Cameron Payne, Murray State at Eastern Illinois (Jan. 22)
32.....Cameron Payne, Murray State at Evansville (Dec. 13)
32.....Marcus Roper, Tennessee State at Eastern Kentucky (Feb. 7)
31.....Dwan Caldwell, Tennessee Tech vs. Lipscomb (Dec. 3)
31.....Cameron Payne, Murray State at UT Martin (Feb. 28)

25-Plus Point Games

29.....Craig Bradshaw, Belmont vs. Lipscomb (Nov. 24)
29.....Jarekious Bradley, Southeast Missouri at Tennessee State (Jan. 3)
29.....Corey Walden, Eastern Kentucky vs. Eastern Illinois (Jan. 15)
28.....Jaylen Babb-Harrison, Eastern Kentucky vs. Kentucky Christian (Nov. 18)
28.....Jarvis Williams, Murray State at Middle Tennessee (Nov. 18)
28.....Craig Bradshaw, Belmont vs. Denver (Nov. 26)
28.....Jeremy Watson, Jacksonville State at Alabama State (Dec. 6)
28.....Charles Jackson, Tennessee Tech vs. North Florida (Dec. 29)
28.....Darion Rackley, Jacksonville State vs. Murray State (Jan. 11)
28.....Jarekious Bradley, Southeast Missouri vs. Austin Peay (Feb. 28)
28.....T.J. Sapp, Murray State vs. Belmont (March 7)
27.....Taylor Barnette, Belmont vs. Trevecca Nazarene (Nov. 19)
27.....Eric Stutz, Eastern Kentucky vs. Belmont (Feb. 5)
27.....Cameron Payne, Murray State at Austin Peay (Feb. 7)
27.....T.J. Sapp, Murray State at Austin Peay (Feb. 7)
27.....Angelo Warner, Morehead State vs. UT Martin (March 5)
26.....Darion Rackley, Jacksonville State at Alabama A&M (Nov. 25)
26.....Deville Smith, UT Martin at Illinois-Chicago (Dec. 15)
26.....Craig Bradshaw, Belmont vs. SIUE (Jan. 7)

2015-16 OVC SIGNEES

Below are lists of players who have signed National Letters of Intent at OVC schools during the early signing period.

AUSTIN PEAY

Zach Glotta, G - St. Louis, Mo. (Fort Zumwalt North)

Stephen Harris, G - St. Louis, Mo. (Webster Groves)

BELMONT

Seth Adelsperger, C - Peru, Ind. (Peru)

Michael Benkert, G/F - Greenwood, Ind. (Center Grove)

Dylan Windler, F - Indianapolis, Ind. (Perry Meridian)

EASTERN ILLINOIS

Marshawn Blackmon, G/F - St. Louis, Mo. (Fort Zumwalt South)

Lucas Jones, F - Shawnee, Kan. (Shawnee Mission East)

A.J. Riley, G - Peoria, Ill. (John A. Logan)

Casey Teson, G - St. Charles, Mo. (St. Charles)

EASTERN KENTUCKY

Nick Mayo, F - Oakland, Maine (Messalonskee)

Paul Jones, F - Lake Worth Fla. (Palm Beach State College)

JACKSONVILLE STATE

none reported yet

MOREHEAD STATE

Malik Maitland, G - Daytona Beach, Fla. (Father Lopez)

MURRAY STATE

Demarcus Croaker, G - Orlando, Fla. (University of Texas)

Justice Green, G - Tuscaloosa, Ala. (Tuscaloosa County)

Cletrell Pope, F - Tuscaloosa, Ala. (Tuscaloosa County)

SOUTHEAST MISSOURI

Xavier Dillon, F - Tylertown, Miss. (Southwest Miss. CC)

Robby Dosier, G - Marion, Ill. (Marion)

SIUE

Carlos Anderson, G - Alton, Ill. (Alton)

TENNESSEE STATE

Armani Chaney, G - Chicago, Ill. (St. Rita).

TENNESSEE TECH

none reported yet

UT MARTIN

none reported yet

26.....	Darion Rackley, Jacksonville State vs. Austin Peay (Jan. 8)
26.....	Corey Walden, Eastern Kentucky at Murray State (Jan. 29)
26.....	Cameron Payne, Murray State at Southeast Missouri (Feb. 14)
25.....	Kris Davis, SIUE at Portland State (Nov. 24)
25.....	Khalil Davis, Austin Peay vs. Stephen F. Austin (Nov. 28)
25.....	Craig Bradshaw, Belmont vs. Southeast Missouri (Jan. 1)
25.....	Jarvis Williams, Murray State at Jacksonville State (Jan. 11)
25.....	Darreon Reddick, Tennessee State at Murray State (Jan. 17)
25.....	Darion Rackley, Jacksonville State vs. Eastern Kentucky (Jan. 22)
25.....	Darion Rackley, Jacksonville State at Tennessee Tech (Feb. 7)
25.....	Trae Anderson, Eastern Illinois at Southeast Missouri (Feb. 7)
25.....	Eric Stutz, Eastern Kentucky vs. Morehead State (Feb. 11)
25.....	Nino Johnson, Southeast Missouri vs. Murray State (Feb. 14)
25.....	Chris Olivier, Eastern Illinois vs. UT Martin (Feb. 19)
25.....	Craig Bradshaw, Belmont vs. Eastern Kentucky (Feb. 19)
25.....	Karam Mashour, Morehead State vs. UT Martin (March 5)
25.....	Cameron Payne, Murray State vs. Morehead State (March 6)
25.....	Craig Bradshaw, Belmont vs. #24 Murray State (March 7)

15-Plus Rebound Games

20.....	Chris Horton, Austin Peay vs. SIUE (Feb. 26)
18.....	Jeremy Watson, Jacksonville State at Alabama State (Dec. 6)
18.....	Evan Bradds, Belmont vs. Jacksonville State (Jan. 29)
18.....	Chris Horton, Austin Peay vs. Southeast Missouri (Jan. 31)
17.....	Jamal Hunter, Jacksonville State vs. Miles College (Nov. 22)
17.....	Marshun Newell, UT Martin at Austin Peay (Feb. 5)
17.....	Charles Jackson, Tennessee Tech at Eastern Kentucky (Feb. 28)
16.....	Jamal Hunter, Jacksonville State vs. Winthrop (Dec. 3)
16.....	Charles Jackson, Tennessee Tech vs. North Florida (Dec. 29)
16.....	Chris Horton, Austin Peay at SIUE (Jan. 22)
16.....	Charles Jackson, Tennessee Tech vs. Jacksonville State (Feb. 7)
15.....	Charles Jackson, Tennessee Tech at Eastern Illinois (Jan. 1)
15.....	Keaton Jackson, SIUE at Eastern Illinois (Jan. 31)
15.....	Chris Horton, Austin Peay vs. Murray State (Feb. 7)

10-Plus Assist Games

12.....	Kareem Storey, Morehead State at Austin Peay (Jan. 28)
10.....	Donivine Stewart, SIUE vs. Harris-Stowe (Nov. 14)
10.....	Torrance Rowe, Tennessee Tech vs. Eastern Kentucky (Jan. 24)
10.....	Reece Chamberlain, Belmont at Jacksonville State (Feb. 11)
10.....	Reece Chamberlain, Belmont vs. #24 Murray State (March 7)
10.....	Cameron Payne, Murray State vs. Belmont (March 7)

6-Plus Steal Games

8.....	Corey Walden, Eastern Kentucky vs. Savannah State (Nov. 14)
7.....	Brent Arrington, Morehead State vs. Kentucky Christian (Nov. 29)
6.....	Jaylen Babb-Harrison, Eastern Kentucky vs. Cincinnati Clermont (Nov. 22)
6.....	Angelo Warner, Morehead State vs. Kentucky Christian (Nov. 29)
6.....	Deville Smith, UT Martin vs. Crowley's Ridge (Jan. 1)
6.....	Cameron Payne, Murray State vs. Eastern Kentucky (Jan. 29)
6.....	Corey Walden, Eastern Kentucky vs. Belmont (March 6)

5-Plus Block Games

10.....	Chris Horton, Austin Peay vs. Berea (Nov. 16)
9.....	Jamal Hunter, Jacksonville State at Morehead State (Feb. 28)
7.....	Jamal Hunter, Jacksonville State vs. Belmont (Feb. 11)
6.....	Charles Jackson, Tennessee Tech vs. Austin Peay (Jan. 10)
6.....	Jamaal Hunter, Jacksonville State at Belmont (Jan. 29)
6.....	Jarvis Williams, Murray State vs. SIUE (Feb. 12)
6.....	Chris Olivier, Eastern Illinois vs. UT Martin (Feb. 19)
5.....	Deville Smith, UT Martin at Illinois-Chicago (Dec. 15)
5.....	Keaton Jackson, SIUE vs. Milwaukee (Dec. 20)
5.....	Billy Reader, Morehead State vs. Tennessee State (Feb. 5)
5.....	Keaton Jackson, SIUE vs. Southeast Missouri (Feb. 19)
5.....	Chris Horton, Austin Peay vs. SIUE (Feb. 27)

6-Plus 3-Pointers Made

8.....	Craig Bradshaw, Belmont at Ohio (Nov. 29)
7.....	Taylor Barnette, Belmont vs. Trevecca Nazarene (Nov. 19)
7.....	Spencer Turner, Belmont vs. Wright State (Dec. 11)
7.....	Josh Robinson, Austin Peay vs. Oakland City (Dec. 18)
7.....	Marcus Roper, Tennessee State at Eastern Kentucky (Feb. 7)
6.....	Avery Moore, Jacksonville State at Marshall (Nov. 14)
6.....	Jaylen Babb-Harrison, Eastern Kentucky vs. Kentucky Christian (Nov. 18)
6.....	Corban Collins, Morehead State at #12 Ohio State (Dec. 13)
6.....	Marcus Roper, Tennessee State at Southern Illinois (Dec. 16)
6.....	Avery Moore, Jacksonville State at Belmont (Jan. 29)
6.....	Timmy Knipp, Eastern Kentucky vs. Tennessee State (Feb. 7)
6.....	Craig Bradshaw, Belmont vs. Tennessee State (Feb. 28)
6.....	Alex Anderson, UT Martin vs. Morehead State (March 5)

OVC CAREER RECORD BOOK WATCH

CAREER BLOCKS

1.	Lorenzo Coleman, TTU (1993-97)	439
2.	Chris Horton, APSU (2012-present)	262
2.	Josh Lewis, APSU (2000-03)	257
4.	Kenneth Faried, MOR (2007-11)	241
5.	Bob McCann, MOR (1984-87)	223
6.	Ricky Tunstall, YSU (1982-84)	221
7.	Carlos Rogers, TSU (1992-94)	186
8.	Warren Kidd, MTSU (1990-93)	185
9.	Daniel Northern, TTU (2006-09)	182
10.	Nino Johnson, SEMO (2011-present)	180
	Cuthbert Victor, MUR (2000-04)	180

STEALS

1.	Van Usher, TTU (1989-92)	279
2.	DeWayne Powell, UTM (1992-96)	263
3.	Garrett Richardson, TSU (2000-04)	255
4.	Ricky Minard, MOR (2000-04)	247
5.	Marcus Brown, MUR (1993-96)	232
6.	Kenneth Faried, MOR (2007-11)	228
	Derek Wright, APSU (2004-08)	228
8.	Corey Walden, ECU (2012-present)	227
9.	Jamie Ross, ECU (1989-92)	221
10.	Stephen Kite, TTU (1982-86)	213

OVC SEASON RECORD BOOK WATCH

FIELD GOAL PERCENTAGE

1.	Warren Kidd, MTSU (1990-91)	.700
2.	Evan Bradds, BEL (2014-15)	.693
3.	Tyrone Howard, ECU (1986-87)	.678
4.	Olajide Hay, UTM (2008-09)	.675
5.	Greg Morgan, TTU (2001-02)	.671
6.	Theanthony Haymon, APSU (2000-01)	.667
	Alfred Jones, TTU (2009-10)	.667
8.	Warren Kidd, MTSU (1991-92)	.664
9.	Joe Jones, TTU (1983-84)	.662
10.	Bob Brown, ETSU (1975-76)	.661

3-POINT PERCENTAGE

1.	Cornell Johnston, EIU (2014-15)	.530
2.	Brad Divine, ECU (1992-93)	.506
	Jeff McGill, ECU (1986-87)	.506

STEALS

1.	Van Usher, TTU (1990-91)	113
2.	Lester Hudson, UTM (2007-08)	94
3.	Duane Washington, MTSU (1986-87)	93
4.	Corey Walden, ECU (2014-15)	90
5.	Derek Wright, APSU (2007-08)	89
6.	Richard Duncan, MTSU (1988-89)	87
	Jamie Ross, ECU (1991-92)	87
8.	Van Usher, TTU (1991-92)	86
9.	Anthony Avery, TTU (1988-89)	85
10.	Van Usher, TTU (1989-90)	80
	Kirk Greathouse, ECU (1991-92)	80

ALL-TIME COACHING WINS

Austin Peay head coach Dave Loos became the winningest coach in OVC history during the 2009-10 season. Loos passed the all-time mark previously held by Cal Luther (319). Below is a list of the 10 winningest coaches in OVC history, which also includes current ECU head coach Jeff Neubauer. Listed record is overall mark for years coaching in the OVC.

<u>Coach (Years)</u>	<u>Record</u>
1. Dave Loos, APSU (1990-present)	391-373 (.512)
2. Cal Luther, MUR/UTM (58-74, '92-99)	319-283 (.530)
3. E.A. Diddle, WKU (1948-64)	296-143 (.674)
4. Lake Kelly, APSU (1971-77, '85-90)	189-122 (.608)
5. Jeff Neubauer, ECU (2005-present)	186-133 (.583)
Madison Brooks, ETSU (1957-73)	186-199 (.483)
7. Paul McBrayer, ECU (1948-62)	181-133 (.576)
8. Bob Laughlin, MOR (1953-65)	166-120 (.580)
9. Jimmy Earle, MTSU (1969-79)	164-103 (.614)
10. Mike Sutton, TTU (2002-11)	149-130 (.534)

OVC PLAYERS AMONG NCAA STATISTICAL LEADERS

The below list contains any Ohio Valley Conference players ranked in the Top 75 of the NCAA Division I national leaders. **Rankings are through games played on March 15 (updated daily leaders can be found here: <http://on.ncaa.com/1vwGyXH>).**

TEAM LEADERS		PERSONAL FOULS/GAME		INDIVIDUAL SINGLE-GAME HIGHS	
SCORING OFFENSE		16. UT Martin	15.4	POINTS	
10. Murray State	79.1	49. Eastern Illinois	16.3	5. Craig Bradshaw, BEL	42
30. Belmont	74.5	52. Belmont	16.5	FIELD GOALS MADE	
64. Eastern Kentucky	71.9	INDIVIDUAL LEADERS		11. Craig Bradshaw, BEL	14
SCORING DEFENSE		POINTS/GAME		30. Corey Walden, ECU	13
none		10. Cameron Payne, MUR	20.3	FIELD GOAL PERCENTAGE	
SCORING MARGIN		39. Corey Walden, ECU	18.3	1. Eric Stutz, ECU	100% (10-10)
16. Murray State	+11.4	44. Craig Bradshaw, BEL	18.1	14. Eric Stutz, ECU	90.9% (10-11)
33. Eastern Kentucky	+8.9	FIELD GOAL PERCENTAGE		14. Evan Bradds, BEL	90.9% (10-11)
FIELD GOAL PERCENTAGE		1. Evan Bradds, BEL	69.3%	3-POINTERS MADE	
15. Murray State	48.4%	4. Eric Stutz, ECU	62.3%	10. Craig Bradshaw, BEL	8
25. Belmont	47.6%	17. Jarvis Williams, MUR	57.4%	FREE THROW PERCENTAGE	
42. UT Martin	46.8%	21. Charles Jackson, TTU	57.1%	1. Darion Rackley, JSU	100% (11-of-11)
53. Eastern Kentucky	46.3%	34. Chris Olivier, EIU	54.6%	1. C.J. Carr, SIUE	100% (10-of-10)
FIELD GOAL PERCENTAGE DEFENSE		42. Corey Walden, ECU	53.7%	1. Twymond Howard, UTM	100% (10-of-10)
none		3-POINTERS MADE/GAME		1. Corey Walden, ECU	100% (10-of-10)
3-POINT FIELD GOALS PER GAME		47. Taylor Barnette, BEL	2.68	STEALS	
4. Belmont	10.0	53. Craig Bradshaw, BEL	2.66	4. Corey Walden, ECU	8
19. Eastern Kentucky	8.6	73. Alex Anderson, UTM	2.50	17. Brent Arrington, MOR	7
65. Murray State	7.4	3-POINT PERCENTAGE		BLOCKED SHOTS	
67. UT Martin	7.4	4. Alex Anderson, UTM	46.0%	2. Chris Horton, APSU	10
3-POINT PERCENTAGE		26. Craig Bradshaw, BEL	41.6%	6. Jamal Hunter, JSU	9
34. Murray State	38.6%	37. Taylor Barnette, BEL	39.9%	TEAM SINGLE-GAME HIGHS	
38. UT Martin	38.3%	FREE THROW PERCENTAGE		POINTS	
39. Belmont	38.2%	15. Jarekious Bradley, SEMO	88.3%	7. Morehead State	121
47. SIUE	38.0%	REBOUNDS/GAME		13. Eastern Kentucky	115
3-POINT PERCENTAGE DEFENSE		8. Chris Horton, APSU	11.1	13. UT Martin	115
none		25. Charles Jackson, TTU	9.5	13. Eastern Kentucky	115
FREE THROW PERCENTAGE		56. Jarvis Williams, MUR	8.3	FIELD GOALS MADE	
2. Eastern Kentucky	77.9%	ASSISTS/GAME		4. Morehead State	49
REBOUND MARGIN		14. Reece Chamberlain, BEL	6.1	12. Eastern Kentucky	44
41. Tennessee Tech	+4.8	19. Cameron Payne, MUR	5.8	16. UT Martin	43
47. Morehead State	+4.5	70. Cornell Johnston, EIU	4.5	3-POINTERS MADE	
62. Murray State	+3.8	70. Kareem Storey, MOR	4.5	13. Belmont	17
66. UT Martin	+3.7	BLOCKED SHOTS/GAME		19. Eastern Kentucky	16
ASSISTS/GAME		36. Chris Horton, APSU	2.33	19. Belmont	16
25. Murray State	15.4	43. Nino Johnson, SEMO	2.13	STEALS	
26. Belmont	15.4	44. Jamal Hunter, JSU	2.10	1. Morehead State	26
46. Eastern Kentucky	14.6	47. Keaton Jackson, SIUE	2.07	9. Eastern Kentucky	20
47. Morehead State	14.6	STEALS/GAME		25. Eastern Kentucky	17
ASSIST-TO-TURNOVER RATIO		1. Corey Walden, ECU	3.10	ASSISTS	
28. Murray State	1.33	28. Cameron Payne, MUR	2.03	3. Morehead State	33
46. Eastern Kentucky	1.26	45. Brent Arrington, MOR	1.91	5. UT Martin	31
BLOCKED SHOTS/GAME		ASSIST-TO-TURNOVER RATIO		BLOCKS	
61. Southeast Missouri	4.4	45. Donivine Stewart, SIUE	2.43	1. Austin Peay	17
71. SIUE	4.3	49. Reece Chamberlain, BEL	2.40		
75. Eastern Illinois	4.2	55. Cameron Payne, MUR	2.35		
STEALS/GAME		DOUBLE-DOUBLES			
2. Eastern Kentucky	9.7	6. Charles Jackson, TTU	18		
18. Morehead State	8.2	16. Chris Horton, APSU	15		
54. Murray State	7.4	41. Jarvis Williams, MUR	11		
61. Southeast Missouri	7.3	MINUTES PER GAME			
TURNOVERS/GAME		49. Deville Smith, UTM	35:54		
none					
TURNOVER MARGIN					
1. Eastern Kentucky	+7.3				
65. Murray State	+1.7				

OVC COACHING RECORDS

Coach, School	OVC-Only Games				All Games*				Overall Career Record			
	Yrs.	W	L	Pct.	W	L	Pct.		Yrs.	W	L	Pct.
Dave Loos, Austin Peay	25	244	176	.581	391	373	.512		29	473	426	.526
Rick Byrd, Belmont	3	39	9	.813	74	27	.733		34	711	366	.660
Jay Spoonhour, Eastern Illinois	3	22	26	.458	39	54	.419		7	145	87	.625
Jeff Neubauer, Eastern Kentucky	10	105	73	.590	186	133	.583		10	186	133	.583
James Green, Jacksonville State	7	39	78	.333	81	130	.384		18	248	290	.461
Sean Woods, Morehead State	3	28	20	.583	52	49	.515		7	102	129	.779
Steve Prohm, Murray State	4	54	10	.844	102	28	.785		4	102	28	.785
Dickey Nutt, Southeast Missouri	6	41	59	.410	80	108	.426		19	269	295	.477
Lennox Forrester, SIUE**	4	26	38	.406	42	71	.372		8	82	146	.360
Dana Ford, Tennessee State	1	2	14	.125	5	26	.161		1	5	26	.161
Steve Payne, Tennessee Tech	4	27	37	.422	60	65	.480		3	60	65	.480
Heath Schroyer, UT Martin	1	10	6	.625	18	12	.600		8	102	127	.445

*Indicates overall record while at current OVC school in years school has been a member of the OVC.

**SIUE joined the OVC in 2008, but did not start playing an OVC schedule until 2011-12.

2014-15 COMPOSITE SCHEDULE/RESULTS

Saturday, November 1

@Austin Peay 82, Webster University 48 (exhibition)

Monday, November 3

@Southeast Missouri 97, Missouri Baptist 69 (exhibition)

Tuesday, November 4

@Jacksonville State 62, William Carey 54 (exhibition)

Wednesday, November 5

@Morehead State 80, St. Catharine 61 (exhibition)

@Austin Peay 63, Bryan College 52 (exhibition)

Thursday, November 6

@Murray State 74, Freed-Hardeman 42 (exhibition)

@SIUE 90, Greenville 52 (exhibition)

@UT Martin 72, Blue Mountain 48 (exhibition)

@Tennessee Tech 93, Bluefield College 54 (exhibition)

Friday, November 7

@Eastern Kentucky 96, Urbana 81 (exhibition)

Saturday, November 8

@Southeast Missouri 103, Fontbonne 61 (exhibition)

Monday, November 10

@Jacksonville State 77, Columbus State 53 (exhibition)

@Eastern Illinois 85, Saint Francis (Ill.) 54 (exhibition)

Friday, November 14

@Wright State 73, Belmont 70

@Eastern Kentucky 76, Savannah State 53

@Marshall 74, Jacksonville State 55

@Tennessee Tech 83, Piedmont International 29

Houston 77, @Murray State 74

@SIUE 104, Harris-Stowe 56

@Tennessee State 97, Reinhardt 66

@Missouri State 64, Eastern Illinois 53

@Loyola Marymount 76, Southeast Missouri 66

@Marquette 79, UT Martin 63

@UNLV 60, Morehead State 59

Saturday, November 15

@Western Kentucky 77, Austin Peay 70

San Diego 67, Southeast Missouri 56 (Los Angeles, Calif.)

Sunday, November 16

@Austin Peay 68, Berea College 63

Monday, November 17

@#7 Louisville 88, Jacksonville State 39

@Morehead State 87, Cincinnati Christian 79

Belmont 87, @Lipscomb 62

IPFW 74, @SIUE 71

@Eastern Illinois 81, Eureka College 51

UT Martin 75, @Arkansas State 73

@USC 70, Tennessee Tech 58

Tuesday, November 18

@Eastern Kentucky 115, Kentucky Christian 35

Southern Illinois 84, @Tennessee State 67

Murray State 68, @Middle Tennessee 49

@Southeast Missouri 86, Hannibal-LaGrange 49

Wednesday, November 19

@Cincinnati 69, Morehead State 61

@Cleveland State 60, Jacksonville State 46

@Samford 68, Austin Peay 67

@Belmont 96, Trevecca Nazarene 76

Thursday, November 20

@UT Martin 115, Champion Baptist 29

@Murray State 89, Brescia 56

UC Davis 63, @Eastern Illinois 61

@Tennessee State 75, Fisk 60

Friday, November 21

@Louisiana Tech 73, Morehead State 64

@Illinois 107, Austin Peay 66

Saturday, November 22

Southeast Missouri 74, @Central Arkansas 68

@Jacksonville State 88, Miles College 71

@Eastern Kentucky 115, Cincinnati Clermont 50

@Tennessee Tech 69, Chattanooga 67

Belmont 64, @Western Kentucky 63

Morehead State 69, Presbyterian 49 (Ruston, La.)

@Portland 75, SIUE 53

Sunday, November 23

American 51, Morehead State 46 (Ruston, La.)

@Cincinnati 54, Eastern Illinois 49

@Vanderbilt 78, Tennessee State 46

Monday, November 24

@Indiana State 61, Austin Peay 57

@Xavier 89, Murray State 62

@Belmont 82, Lipscomb 77

@Tennessee Tech 81, Southeastern Louisiana 62

@Portland State 90, SIUE 87 (OT)

Tuesday, November 25

@#7 Virginia 79, Tennessee State 36

UT Martin 74, @Bethune-Cookman 56

@Bowling Green 62, Southeast Missouri 54

@#23 Creighton 75, Eastern Illinois 53

Jacksonville State 67, @Alabama A&M 61

Wednesday, November 26

@Belmont 78, Denver 57

Morehead State 77, @Marshall 68

@Southeastern Louisiana 86, Tennessee Tech 68

Eastern Kentucky 73, @Southern Utah 64

Thursday, November 27

Austin Peay 79, Brown 58 (Las Vegas, Nev.)

Friday, November 28

North Carolina Central 65, Eastern Illinois 40 (Niceville, Fla.)

@Jacksonville State 74, Savannah State 71

@Saint Peters 66, Tennessee State 58

@Nebraska 75, UT Martin 64

Portland 64, Murray State 61 (Nashville, Tenn.)

Stephen F. Austin 83, Austin Peay 62 (Las Vegas, Nev.)

Saturday, November 29

Eastern Illinois 54, Southern 43 (Niceville, Fla.)

@Morehead State 121, Kentucky Christian 49

@Southeast Missouri 85, Alabama A&M 51

Belmont 83, @Ohio 81

St. Francis Brooklyn 59, Tennessee State 57 (Jersey City, N.J.)

Valparaiso 93, Murray State 58 (Nashville, Tenn.)

@BYU 90, Eastern Kentucky 76

Sunday, November 30

@Tulane 73, Tennessee Tech 68

@Jacksonville State 81, Fort Valley State 49

Murray State 68, Drake 59 (Nashville, Tenn.)

Monday, December 1

East Tennessee State 63, @Morehead State 59

Tuesday, December 2

Hampton 62, @Tennessee State 54

@Missouri 65, Southeast Missouri 61

@Belmont 63, Middle Tennessee 59

Wednesday, December 3

Valparaiso 72, @Eastern Kentucky

UT Martin 71, @Northern Kentucky 56

@Tennessee Tech 84, Lipscomb 79

@Eastern Illinois 61, Ball State 54

@Jacksonville State 79, Winthrop 76 (OT)

@Murray State 102, Bethel (Tenn.) 66

Southern Illinois 79, @SIUE 67

Thursday, December 4

@UAB 58, Morehead State 48

Saturday, December 6

@Central Michigan 94, **SIUE 61**
 Oakland 70, @**Morehead State 68** (OT)
 @Alabama State 80, **Jacksonville State 55**
 @Lipscomb 77, **Tennessee State 68**
UT Martin 77, @Longwood 67
 @Murray State 93, Western Kentucky 81
 @Southeast Missouri 63, Southeastern Louisiana 59
 @Southern Illinois 71, **Austin Peay 49**

Sunday, December 7

@Tennessee Tech 87, Hiwassee College 48
 @#1 Kentucky 82, **Eastern Kentucky 49**

Tuesday, December 9

Evansville 65, @Belmont 62
 @UC Davis 80, **Eastern Illinois 70**

Wednesday, December 10

@Southeast Missouri 55, Southern Illinois 54

Thursday, December 11

Wright State 79, @Belmont 71

Saturday, December 13

@#12 Ohio State 87, **Morehead State 71**
Eastern Kentucky 73, @IUPUI 64
Murray State 81, @Evansville 79
 Lipscomb 68, @Austin Peay 59
 @Saint Louis 67, **SIUE 61**
 Missouri State 73, @Southeast Missouri 61
 @Eastern Illinois 59, Northern Illinois 55
 @Alabama 65, **Tennessee Tech 53**

Sunday, December 14

@Jacksonville State 79, Dartmouth 67

Monday, December 15

Tennessee Tech 82, @North Florida 80
 @Austin Peay 73, Troy 70
UT Martin 81, @Illinois-Chicago 78

Tuesday, December 16

@VCU 78, **Belmont 51**
 East Tennessee 63, @Eastern Kentucky 60
 @Jacksonville State 64, UNC Asheville 55
 @Southern Illinois 65, **Tennessee State 58**

Wednesday, December 17

@Campbell 70, **SIUE 65**
 @Green Bay 66, **Morehead State 50**
 @Murray State 94, Alcorn State 56
 @Illinois State 64, **UT Martin 54**

Thursday, December 18

@Austin Peay 76, Oakland City 52

Friday, December 19

Eastern Kentucky 72, @#18 Miami (Fla.) 44
 @Hampton 66, **Tennessee State 54**
 @Tennessee 61, **Tennessee Tech 58**
 Northern Kentucky 83, @Morehead State 60

Saturday, December 20

Belmont 73, @Fairfield 61
Eastern Illinois 60, @Indiana State 56
 @UT Martin 77, Presbyterian 60
 @Murray State 89, Illinois State 77
 @SIUE 61, Milwaukee 56
 Arkansas 84, **Southeast Missouri 67** (North Little Rock, Ark.)
 @Northern Colorado 69, **Jacksonville State 60**

Sunday, December 21

@Lipscomb 69, **Austin Peay 63**
 @Middle Tennessee 65, **Tennessee State 47**

Monday, December 22

@Butler 64, **UT Martin 37**
 @Florida Atlantic 69, **Eastern Kentucky 66**
 @SIUE 63, Chicago State 38
 Ole Miss 82, **Southeast Missouri 51** (Southaven, Miss.)
Murray State 83, @Southern Illinois 71

Tennessee Tech 81, @UMKC 60

@Air Force 66, **Jacksonville State 65**

Tuesday, December 23

Eastern Illinois 67, @Cleveland State 65

Saturday, December 27

@Jacksonville 75, **Jacksonville State 61**
 @Tennessee 67, **Tennessee State 46**

Sunday, December 28

@SIUE 104, Robert Morris-Springfield 56
 @Southeast Missouri 94, Harris-Stowe 66
 @Butler 67, **Belmont 56**

Monday, December 29

@Tennessee Tech 87, North Florida 84
Morehead State 95, @Central Arkansas 60
 @TCU 60, **Tennessee State 40**

Tuesday, December 30

Eastern Kentucky 66, @Coppin State 63
 Maryland-Eastern Shore 63, @UT Martin 60
 @Murray State 76, Alabama A&M 39

Wednesday, December 31

@Austin Peay 65, North Florida 60
 @Tennessee State 73, Kennesaw State 62

Thursday, January 1

*@SIUE 73, **Jacksonville State 57**
 *@Belmont 78, **Southeast Missouri 77**
 *@Eastern Illinois 61, **Tennessee Tech 59**
 @UT Martin 84, Crowley's Ridge 61

Saturday, January 3

*@Eastern Illinois 59, **Jacksonville State 50** (OT)
 *@SIUE 85, **Tennessee Tech 62**
 *Murray State 66, @Morehead State 57
 *Southeast Missouri 77, @Tennessee State 62
 @Ole Miss 92, **Austin Peay 63**
 @Eastern Kentucky 63, South Carolina State 52

Wednesday, January 7

*Eastern Illinois 64, @Tennessee State 57
 *@Belmont 73, **SIUE 69**

Thursday, January 8

*Morehead State 70, @Southeast Missouri 57
 *Eastern Kentucky 66, @UT Martin 58
 *Murray State 83, @Tennessee Tech 67
 *@Jacksonville State 71, **Austin Peay 59**

Saturday, January 10

*@Eastern Illinois 84, **Belmont 73**
 *@UT Martin 75, **Morehead State 72** (OT)
 *Eastern Kentucky 68, @Southeast Missouri 55
 *@SIUE 45, **Tennessee State 38**
 *@Tennessee Tech 72, **Austin Peay 56**

Sunday, January 11

*Murray State 84, @Jacksonville State 57

Wednesday, January 14

*Southeast Missouri 69, @Jacksonville State 52

Thursday, January 15

*Eastern Illinois 72, @Eastern Kentucky 65
 *@Morehead State 91, **SIUE 63**
 *@Austin Peay 69, **Tennessee State 68**
 *UT Martin 63, @Tennessee Tech 60
 *@Murray State 92, **Belmont 77**

Saturday, January 17

*Eastern Illinois 65, @Morehead State 62
 *@Eastern Kentucky 78, **SIUE 62**
 *@UT Martin 55, **Jacksonville State 52**
 *@Southeast Missouri 65, **Tennessee Tech 61**
 *@Murray State 91, **Tennessee State 72**
 *Belmont 89, @Austin Peay 83

Thursday, January 22

*Morehead State 78, @Tennessee Tech 74
*@SIUE 69, Austin Peay 65
*@Jacksonville State 71, Eastern Kentucky 67
*@Belmont 72, UT Martin 67
*Murray State 77, @Eastern Illinois 62

Saturday, January 24

*Austin Peay 56, @Eastern Illinois 52
*Morehead State 66, @Jacksonville State 63
*@UT Martin 70, Southeast Missouri 53
*Murray State 60, @SIUE 54
*@Tennessee Tech 83, Eastern Kentucky 81 (OT)

Sunday, January 25

*Belmont 63, @Tennessee State 55

Wednesday, January 28

*Morehead State 82, @Austin Peay 69

Thursday, January 29

*@UT Martin 81, Eastern Illinois 51
*@Belmont 103, Jacksonville State 82
*@Tennessee State 64, Tennessee Tech 56
*SIUE 75, @Southeast Missouri 61
*@Murray State 85, Eastern Kentucky 78 (OT)

Saturday, January 31

*@Belmont 71, Tennessee Tech 53
*Eastern Kentucky 66, @Morehead State 57
*@Eastern Illinois 57, SIUE 54
*Southeast Missouri 70, @Austin Peay 64
*@Murray State 65, UT Martin 62
*@Tennessee State 45, Jacksonville State 43

Tuesday, February 3

@Eastern Illinois 59, Baker University 32

Wednesday, February 4

@Memphis 74, Jacksonville State 48

Thursday, February 5

*@Morehead State 72, Tennessee State 57
*@Murray State 82, Southeast Missouri 72
*UT Martin 76, @Austin Peay 64
*@Eastern Kentucky 81, Belmont 69

Saturday, February 7

*@UT Martin 64, SIUE 59
*@Eastern Kentucky 77, Tennessee State 72
*@Southeast Missouri 68, Eastern Illinois 64
*@Morehead State 73, Belmont 71
*Murray State 82, @Austin Peay 72
*@Tennessee Tech 72, Jacksonville State 59

Wednesday, February 11

*@Eastern Kentucky 69, Morehead State 57
*@Jacksonville State 72, Belmont 70

Thursday, February 12

*Eastern Illinois 66, @Austin Peay 55
*@Murray State 78, SIUE 46
*@Tennessee Tech 71, Tennessee State 52
*@Southeast Missouri 98, UT Martin 76

Saturday, February 14

*@UT Martin 67, Austin Peay 61
*@Belmont 58, Morehead State 57
*Murray State 94, @Southeast Missouri 92 (OT)
*@SIUE 80, Eastern Illinois 63
*@Jacksonville State 82, Tennessee Tech 68
*Eastern Kentucky 69, @Tennessee State 41

Monday, February 16

@East Tennessee 87, Tennessee Tech 79

Thursday, February 19

*@Belmont 66, Eastern Kentucky 61
*@SIUE 75, Southeast Missouri 72
*UT Martin 75, @Eastern Illinois 73 (OT)

Saturday, February 21

*@Murray State 89, Austin Peay 54
*@Jacksonville State 55, Tennessee State 50
*@SIUE 76, UT Martin 68
*Belmont 88, @Tennessee Tech 82

Sunday, February 22

*@Eastern Illinois 73, Southeast Missouri 65

Monday, February 23

*@Eastern Kentucky 76, Austin Peay 64
*Morehead State 86, @Tennessee State 70

Thursday, February 26

*@Eastern Kentucky 63, Jacksonville State 57
*@Murray State 65, Eastern Illinois 57
*@Austin Peay 64, SIUE 61
*UT Martin 69, @Tennessee State 52
*@Morehead State 86, Tennessee Tech 73

Saturday, February 28

*@Morehead State 87, Jacksonville State 55
*@Belmont 88, Tennessee State 62
*Murray State 73, @UT Martin 67
*@Southeast Missouri 89, Austin Peay 65
*@Eastern Kentucky 70, Tennessee Tech 67

Wednesday, March 4

OVC Tournament - First Round (Municipal Auditorium, Nashville, TN)
#5 Morehead State 79, #8 Southeast Missouri 74
#6 Eastern Illinois 78, #7 SIUE 66

Thursday, March 5

OVC Tournament - Quarterfinals (Municipal Auditorium, Nashville, TN)
#5 Morehead State 76, #4 UT Martin 65
#3 Belmont 97, #6 Eastern Illinois 64

Friday, March 6

OVC Tournament - Semifinals (Municipal Auditorium, Nashville, TN)
#1 Murray State 80, #5 Morehead State 70
#3 Belmont 53, #2 Eastern Kentucky 52

Saturday, March 7

OVC Tournament - Title Game (Municipal Auditorium, Nashville, TN)
#3 Belmont 88, #1 Murray State 87

Tuesday, March 17

CollegelInsider.com Postseason Tournament (CIT) - First Round
Eastern Illinois at Oakland, 6:00 p.m.
Norfolk State at Eastern Kentucky, 6:00 p.m.

National Invitational Tournament (NIT) - First Round

#6 UTEP at #3 Murray State, 8:00 p.m. (ESPN2)

Thursday, March 19

CollegelInsider.com Postseason Tournament (CIT) - First Round
UT Martin at Northwestern State, 6:30 p.m.

Friday, March 20

NCAA Men's Basketball Championship - Second Round (Charlotte)
#2 Virginia vs. #15 Belmont (22-10), 2:10 p.m. (TruTV)

**2014-15 Ohio Valley Conference
CONFERENCE BASKETBALL STATISTICS
Through games of Mar 07, 2015 (All games)**

SCORING OFFENSE	G	W-L	Pts	Avg/G
1. Murray State	32	27-5	2531	79.1
2. Belmont	32	22-10	2383	74.5
3. Eastern Kentucky	30	19-11	2157	71.9
4. Morehead State	34	17-17	2420	71.2
5. Tennessee Tech	30	12-18	2118	70.6
6. UT Martin	30	18-12	2090	69.7
7. Southeast Missouri	30	13-17	2087	69.6
8. SIUE	28	12-16	1909	68.2
9. Austin Peay	30	8-22	1937	64.6
10. Jacksonville State	31	12-19	1939	62.5
11. Eastern Illinois	31	17-14	1932	62.3
12. Tennessee State	31	5-26	1793	57.8

SCORING DEFENSE	G	Pts	Avg/G
1. Eastern Kentucky	30	1890	63.0
2. Eastern Illinois	31	1962	63.3
3. UT Martin	30	1948	64.9
4. Morehead State	34	2255	66.3
5. SIUE	28	1884	67.3
6. Murray State	32	2167	67.7
7. Tennessee State	31	2111	68.1
8. Jacksonville State	31	2126	68.6
9. Southeast Missouri	30	2064	68.8
10. Tennessee Tech	30	2095	69.8
11. Belmont	32	2251	70.3
12. Austin Peay	30	2178	72.6

SCORING MARGIN	G	Offense	Defense	Margin
1. Murray State	32	79.1	67.7	+11.4
2. Eastern Kentucky	30	71.9	63.0	+8.9
3. Morehead State	34	71.2	66.3	+4.9
4. UT Martin	30	69.7	64.9	+4.7
5. Belmont	32	74.5	70.3	+4.1
6. SIUE	28	68.2	67.3	+0.9
7. Southeast Missouri	30	69.6	68.8	+0.8
8. Tennessee Tech	30	70.6	69.8	+0.8
9. Eastern Illinois	31	62.3	63.3	-1.0
10. Jacksonville State	31	62.5	68.6	-6.0
11. Austin Peay	30	64.6	72.6	-8.0
12. Tennessee State	31	57.8	68.1	-10.3

FREE THROW PCT	G	FTM	FTA	Pct.
1. Eastern Kentucky	30	423	543	.779
2. Morehead State	34	490	684	.716
3. Jacksonville State	31	466	651	.716
4. UT Martin	30	375	537	.698
5. Murray State	32	521	747	.697
6. Belmont	32	400	579	.691
7. Tennessee Tech	30	413	609	.678
8. SIUE	28	391	579	.675
9. Southeast Missouri	30	414	621	.667
10. Austin Peay	30	456	685	.666
11. Eastern Illinois	31	341	529	.645
12. Tennessee State	31	401	648	.619

FIELD GOAL PERCENTAGE	G	FGM	FGA	Pct.
1. Murray State	32	886	1831	.484
2. Belmont	32	831	1746	.476
3. UT Martin	30	747	1597	.468
4. Eastern Kentucky	30	738	1595	.463
5. Morehead State	34	854	1930	.442
6. Tennessee Tech	30	768	1741	.441
7. Southeast Missouri	30	742	1686	.440
8. Eastern Illinois	31	688	1574	.437
9. SIUE	28	660	1532	.431
10. Austin Peay	30	663	1667	.398
11. Tennessee State	31	611	1548	.395
12. Jacksonville State	31	647	1698	.381

FIELD GOAL PCT DEFENSE	G	FGM	FGA	Pct.
1. Eastern Illinois	31	691	1684	.410
2. Murray State	32	742	1805	.411
3. SIUE	28	657	1547	.425
4. Tennessee State	31	712	1666	.427
5. UT Martin	30	703	1625	.433
6. Morehead State	34	717	1651	.434
7. Southeast Missouri	30	703	1611	.436
8. Eastern Kentucky	30	651	1478	.440
9. Jacksonville State	31	753	1680	.448
10. Tennessee Tech	30	723	1613	.448
11. Belmont	32	828	1832	.452
12. Austin Peay	30	758	1609	.471

3-POINT FG PCT	G	3FGM	3FGA	Pct.
1. Murray State	32	238	617	.386
2. UT Martin	30	221	577	.383
3. Belmont	32	321	841	.382
4. SIUE	28	198	521	.380
5. Eastern Illinois	31	215	589	.365
6. Tennessee State	31	170	486	.350
7. Eastern Kentucky	30	258	742	.348
8. Morehead State	34	220	639	.344
9. Southeast Missouri	30	189	553	.342
10. Tennessee Tech	30	169	526	.321
11. Austin Peay	30	155	513	.302
12. Jacksonville State	31	179	598	.299

3-POINT FG PCT DEFENSE	G	3FGM	3FGA	Pct.
1. Tennessee State	31	229	705	.325
2. Murray State	32	212	630	.337
3. Morehead State	34	182	537	.339
4. Eastern Illinois	31	203	592	.343
5. Belmont	32	232	675	.344
6. Jacksonville State	31	175	502	.349
7. UT Martin	30	205	583	.352
8. SIUE	28	179	506	.354
9. Tennessee Tech	30	204	572	.357
10. Eastern Kentucky	30	233	607	.384
11. Austin Peay	30	227	588	.386
12. Southeast Missouri	30	204	512	.398

**2014-15 Ohio Valley Conference
CONFERENCE BASKETBALL STATISTICS
Through games of Mar 07, 2015 (All games)**

REBOUNDING OFFENSE	G	Rebounds	Avg/G
1. Tennessee Tech	30	1110	37.0
2. Murray State	32	1177	36.8
3. Morehead State	34	1205	35.4
4. Southeast Missouri	30	1050	35.0
5. Austin Peay	30	1043	34.8
6. SIUE	28	969	34.6
7. UT Martin	30	1021	34.0
8. Jacksonville State	31	1043	33.6
9. Belmont	32	1064	33.2
10. Tennessee State	31	1022	33.0
11. Eastern Illinois	31	939	30.3
12. Eastern Kentucky	30	812	27.1

REBOUNDING DEFENSE	G	Rebounds	Avg/G
1. UT Martin	30	911	30.4
2. Morehead State	34	1053	31.0
3. Tennessee Tech	30	967	32.2
4. Belmont	32	1045	32.7
5. Murray State	32	1055	33.0
6. Eastern Kentucky	30	992	33.1
7. Austin Peay	30	1029	34.3
8. Southeast Missouri	30	1036	34.5
9. SIUE	28	987	35.2
10. Eastern Illinois	31	1106	35.7
11. Tennessee State	31	1118	36.1
12. Jacksonville State	31	1163	37.5

REBOUNDING MARGIN		G	Team	Avg.	Opp.	Avg.	Margin
1.	Tennessee Tech	30	1110	37.0	967	32.2	+4.8
2.	Morehead State	34	1205	35.4	1053	31.0	+4.5
3.	Murray State	32	1177	36.8	1055	33.0	+3.8
4.	UT Martin	30	1021	34.0	911	30.4	+3.7
5.	Belmont	32	1064	33.2	1045	32.7	+0.6
6.	Southeast Missouri	30	1050	35.0	1036	34.5	+0.5
	Austin Peay	30	1043	34.8	1029	34.3	+0.5
8.	SIUE	28	969	34.6	987	35.2	-0.6
9.	Tennessee State	31	1022	33.0	1118	36.1	-3.1
10.	Jacksonville State	31	1043	33.6	1163	37.5	-3.9
11.	Eastern Illinois	31	939	30.3	1106	35.7	-5.4
12.	Eastern Kentucky	30	812	27.1	992	33.1	-6.0

BLOCKED SHOTS	G	No.	Avg/G
1. Southeast Missouri	30	132	4.4
2. SIUE	28	120	4.3
3. Eastern Illinois	31	131	4.2
4. Jacksonville State	31	129	4.2
5. Austin Peay	30	124	4.1
6. Tennessee State	31	108	3.5
7. Murray State	32	111	3.5
8. Tennessee Tech	30	103	3.4
9. Morehead State	34	110	3.2
10. Eastern Kentucky	30	88	2.9
11. Belmont	32	64	2.0
12. UT Martin	30	58	1.9

ASSISTS	G	No.	Avg/G
1. Murray State	32	493	15.4
2. Belmont	32	492	15.4
3. Eastern Kentucky	30	437	14.6
4. Morehead State	34	495	14.6
5. Tennessee Tech	30	395	13.2
6. Eastern Illinois	31	400	12.9
7. UT Martin	30	380	12.7
8. Southeast Missouri	30	378	12.6
9. SIUE	28	345	12.3
10. Austin Peay	30	360	12.0
11. Jacksonville State	31	371	12.0
12. Tennessee State	31	294	9.5

STEALS	G	No.	Avg/G
1. Eastern Kentucky	30	291	9.7
2. Morehead State	34	278	8.2
3. Murray State	32	238	7.4
4. Southeast Missouri	30	218	7.3
5. Belmont	32	205	6.4
6. Austin Peay	30	191	6.4
7. SIUE	28	178	6.4
8. Tennessee Tech	30	186	6.2
9. Jacksonville State	31	191	6.2
10. Eastern Illinois	31	173	5.6
11. Tennessee State	31	167	5.4
12. UT Martin	30	152	5.1

TURNOVER MARGIN		G	Team	Avg.	Opp.	Avg. Margin	
1.	Eastern Kentucky	30	348	11.6	566	18.9	+7.3
2.	Murray State	32	372	11.6	426	13.3	+1.7
3.	Morehead State	34	462	13.6	507	14.9	+1.3
4.	Southeast Missouri	30	394	13.1	413	13.8	+0.6
5.	Jacksonville State	31	377	12.2	388	12.5	+0.4
6.	Eastern Illinois	31	366	11.8	375	12.1	+0.3
7.	SIUE	28	375	13.4	382	13.6	+0.2
8.	Austin Peay	30	428	14.3	424	14.1	-0.1
9.	Tennessee Tech	30	412	13.7	397	13.2	-0.5
10.	Belmont	32	439	13.7	411	12.8	-0.9
11.	UT Martin	30	346	11.5	310	10.3	-1.2
12.	Tennessee State	31	446	14.4	366	11.8	-2.6

ASSIST/TURNOVER RATIO	G	Ast.	Avg.	T/O	Avg.	Ratio
1. Murray State	32	493	15.4	372	11.6	1.3
2. Eastern Kentucky	30	437	14.6	348	11.6	1.3
3. Belmont	32	492	15.4	439	13.7	1.1
4. UT Martin	30	380	12.7	346	11.5	1.1
5. Eastern Illinois	31	400	12.9	366	11.8	1.1
6. Morehead State	34	495	14.6	462	13.6	1.1
7. Jacksonville State	31	371	12.0	377	12.2	1.0
8. Southeast Missouri	30	378	12.6	394	13.1	1.0
9. Tennessee Tech	30	395	13.2	412	13.7	1.0
10. SIUE	28	345	12.3	375	13.4	0.9
11. Austin Peay	30	360	12.0	428	14.3	0.8
12. Tennessee State	31	294	9.5	446	14.4	0.7

**2014-15 Ohio Valley Conference
CONFERENCE BASKETBALL STATISTICS
Through games of Mar 07, 2015 (All games)**

OFFENSIVE REBOUNDS	G	No.	Avg/G
1. Tennessee Tech	30	396	13.2
2. Austin Peay	30	373	12.4
3. Morehead State	34	422	12.4
4. Murray State	32	384	12.0
5. Southeast Missouri	30	346	11.5
6. Jacksonville State	31	346	11.2
7. SIUE	28	292	10.4
8. UT Martin	30	289	9.6
9. Tennessee State	31	297	9.6
10. Belmont	32	301	9.4
11. Eastern Illinois	31	243	7.8
12. Eastern Kentucky	30	212	7.1

DEFENSIVE REBOUNDS	G	No.	Avg/G
1. Murray State	32	793	24.8
2. UT Martin	30	732	24.4
3. SIUE	28	677	24.2
4. Belmont	32	763	23.8
5. Tennessee Tech	30	714	23.8
6. Southeast Missouri	30	704	23.5
7. Tennessee State	31	725	23.4
8. Morehead State	34	783	23.0
9. Jacksonville State	31	697	22.5
10. Eastern Illinois	31	696	22.5
11. Austin Peay	30	670	22.3
12. Eastern Kentucky	30	600	20.0

DEFENSIVE REB PCT.	G	D-Reb	Opp. OR	D-Reb%
1. UT Martin	30	732	258	.739
2. Morehead State	34	783	296	.726
3. Austin Peay	30	670	271	.712
4. Tennessee Tech	30	714	290	.711
5. Belmont	32	763	319	.705
6. Southeast Missouri	30	704	315	.691
7. SIUE	28	677	307	.688
8. Murray State	32	793	371	.681
9. Tennessee State	31	725	346	.677
10. Eastern Kentucky	30	600	305	.663
11. Jacksonville State	31	697	356	.662
12. Eastern Illinois	31	696	366	.655

OFFENSIVE REB PCT.	G	O-Reb	Opp. DR	O-Reb%
1. Tennessee Tech	30	396	677	.369
2. Murray State	32	384	684	.360
3. Morehead State	34	422	757	.358
4. Austin Peay	30	373	758	.330
5. Southeast Missouri	30	346	721	.324
6. UT Martin	30	289	653	.307
7. SIUE	28	292	680	.300
8. Jacksonville State	31	346	807	.300
9. Belmont	32	301	726	.293
10. Tennessee State	31	297	772	.278
11. Eastern Illinois	31	243	740	.247
12. Eastern Kentucky	30	212	687	.236

3-POINT FG MADE	G	No.	Avg/G
1. Belmont	32	321	10.0
2. Eastern Kentucky	30	258	8.6
3. Murray State	32	238	7.4
4. UT Martin	30	221	7.4
5. SIUE	28	198	7.1
6. Eastern Illinois	31	215	6.9
7. Morehead State	34	220	6.5
8. Southeast Missouri	30	189	6.3
9. Jacksonville State	31	179	5.8
10. Tennessee Tech	30	169	5.6
11. Tennessee State	31	170	5.5
12. Austin Peay	30	155	5.2

**2014-15 Ohio Valley Conference
CONFERENCE BASKETBALL STATISTICS
Through games of Mar 07, 2015 (All games)**

East

Team	Conference	Pct.	PF	PA	Overall	Pct.	PF	PA
Belmont	11-5	.688	75.6	71.9	22-10	.688	74.5	70.3
Eastern Kentucky	11-5	.688	70.9	64.8	19-11	.633	71.9	63.0
Morehead State	10-6	.625	72.1	65.7	17-17	.500	71.2	66.3
Jacksonville State	5-11	.312	61.1	68.1	12-19	.387	62.5	68.6
Tennessee Tech	4-12	.250	67.5	71.5	12-18	.400	70.6	69.8
Tennessee State	2-14	.125	57.3	68.4	5-26	.161	57.8	68.1

Current unbeaten streak

Belmont -- 7

West

Team	Conference	Pct.	PF	PA	Overall	Pct.	PF	PA
Murray State	16-0	1.000	79.1	65.4	27-5	.844	79.1	67.7
UT Martin	10-6	.625	68.3	65.4	18-12	.600	69.7	64.9
Eastern Illinois	9-7	.562	63.9	65.1	17-14	.548	62.3	63.3
SIUE	8-8	.500	65.4	65.7	12-16	.429	68.2	67.3
Southeast Missouri	7-9	.438	71.2	70.6	13-17	.433	69.6	68.8
Austin Peay	3-13	.188	63.8	73.7	8-22	.267	64.6	72.6

TEAM SUMMARIES	G	PF-PA	Avg score	Margin	FG-FGA	Pct.	3FG-FGA	Pct.	FT-FTA	Pct.	RebF	RebA	Margin
Austin Peay	30	1937-2178	64.6-72.6	-8.0	663-1667	.398	155-513	.302	456-685	.666	1043	1029	+0.5
Belmont	32	2383-2251	74.5-70.3	+4.1	831-1746	.476	321-841	.382	400-579	.691	1064	1045	+0.6
Eastern Illinois	31	1932-1962	62.3-63.3	-1.0	688-1574	.437	215-589	.365	341-529	.645	939	1106	-5.4
Eastern Kentucky	30	2157-1890	71.9-63.0	+8.9	738-1595	.463	258-742	.348	423-543	.779	812	992	-6.0
Jacksonville State	31	1939-2126	62.5-68.6	-6.0	647-1698	.381	179-598	.299	466-651	.716	1043	1163	-3.9
Morehead State	34	2420-2255	71.2-66.3	+4.9	854-1930	.442	220-639	.344	490-684	.716	1205	1053	+4.5
Murray State	32	2531-2167	79.1-67.7	+11.4	886-1831	.484	238-617	.386	521-747	.697	1177	1055	+3.8
SIUE	28	1909-1884	68.2-67.3	+0.9	660-1532	.431	198-521	.380	391-579	.675	969	987	-0.6
Southeast Missouri	30	2087-2064	69.6-68.8	+0.8	742-1686	.440	189-553	.342	414-621	.667	1050	1036	+0.5
Tennessee State	31	1793-2111	57.8-68.1	-10.3	611-1548	.395	170-486	.350	401-648	.619	1022	1118	-3.1
Tennessee Tech	30	2118-2095	70.6-69.8	+0.8	768-1741	.441	169-526	.321	413-609	.678	1110	967	+4.8
UT Martin	30	2090-1948	69.7-64.9	+4.7	747-1597	.468	221-577	.383	375-537	.698	1021	911	+3.7

ATTENDANCE	Home	Average	Away	Average	Neutral	Average	Total	Average
Austin Peay	13-33318	2563	15-59225	3948	2-1020	510	30-93563	3119
Belmont	14-27793	1985	15-62821	4188	3-9885	3295	32-100499	3141
Eastern Illinois	13-20017	1540	14-54701	3907	4-1747	437	31-76465	2467
Eastern Kentucky	14-38450	2746	15-72458	4831	1-3753	3753	30-114661	3822
Jacksonville State	14-24173	1727	17-59959	3527	0-0	0	31-84132	2714
Morehead State	13-36682	2822	16-66642	4165	5-11037	2207	34-114361	3364
Murray State	15-70935	4729	12-55226	4602	5-10631	2126	32-136792	4275
SIUE	14-22176	1584	13-31827	2448	1-723	723	28-54726	1954
Southeast Missouri	14-31104	2222	14-40308	2879	2-2085	1042	30-73497	2450
Tennessee State	13-17378	1337	17-70274	4134	1-321	321	31-87973	2838
Tennessee Tech	14-23524	1680	16-46737	2921	0-0	0	30-70261	2342
UT Martin	12-27485	2290	17-64993	3823	1-839	839	30-93317	3111
Totals	163-373035	2289	181-685171	3785	25-42041	1682	369-1100247	2982

**2014-15 Ohio Valley Conference
INDIVIDUAL BASKETBALL STATISTICS
Through games of Mar 07, 2015 (All games)**

To be ranked, a player must appear in at least 75.0% of their team's games.

SCORING								REBOUNDING							
	CI	G	FG	3FG	FT	Pts	Avg/G		CI	G	Off	Def	Total	Avg/G	
1. PAYNE, Cameron-MUR	So	32	225	74	126	650	20.3	1. HORTON, Chris-APSU	Jr	30	135	198	333	11.1	
2. WALDEN, Corey-EKU	Sr	29	176	38	142	532	18.3	2. JACKSON, Charles-TTU	Jr	30	111	175	286	9.5	
3. BRADSHAW, Craig-BEL	Jr	29	187	77	74	525	18.1	3. WILLIAMS, Jarvis-MUR	Sr	32	121	144	265	8.3	
4. BRADLEY, Jarekious-SEMO	Sr	26	146	46	83	421	16.2	4. BRADDS, Evan-BEL	So	32	64	166	230	7.2	
5. STUTZ, Eric-EKU	Sr	29	170	22	89	451	15.6	5. NEWELL, Marshun-UTM	Sr	30	46	166	212	7.1	
6. WILLIAMS, Jarvis-MUR	Sr	32	182	0	131	495	15.5	6. JOHNSON, Nino-SEMO	Sr	30	70	141	211	7.0	
7. RACKLEY, Darion-JSU	Sr	29	120	40	158	438	15.1	7. FAIRELL, Jonathan-MUR	Sr	32	94	125	219	6.8	
8. BRADDS, Evan-BEL	So	32	181	5	92	459	14.3	8. HOWARD, Twymond-UTM	Jr	30	54	138	192	6.4	
9. DAVIS, Kris-SIUE	Jr	28	135	50	79	399	14.3	9. JACKSON, Keaton-SIUE	Jr	28	76	92	168	6.0	
10. SMITH, Deville-UTM	Sr	30	150	50	64	414	13.8	10. MASHOUR, Karam-MOR	Sr	34	53	149	202	5.9	
11. NEWELL, Marshun-UTM	Sr	30	131	59	77	398	13.3	11. STUTZ, Eric-EKU	Sr	29	55	110	165	5.7	
12. WARNER, Angelo-MOR	Sr	32	146	53	79	424	13.3	12. LOMAN, Demontez-TSU	Jr	31	49	127	176	5.7	
13. OLIVIER, Chris-EIU	Jr	25	125	0	78	328	13.1	13. BRADLEY, Jarekious-SEMO	Sr	26	43	101	144	5.5	
14. ANDERSON, Trae-EIU	Jr	28	138	13	78	367	13.1	14. CHAMBERLAIN, Reece-BEL	Sr	32	56	120	176	5.5	
15. HORTON, Chris-APSU	Jr	30	142	0	108	392	13.1	15. FELDER, D.J.-JSU	Sr	31	58	111	169	5.5	
16. HOWARD, Twymond-UTM	Jr	30	141	16	92	390	13.0	16. OLIVIER, Chris-EIU	Jr	25	44	92	136	5.4	
JACKSON, Charles-TTU	Jr	30	157	0	76	390	13.0	17. HUNTER, Jamal-JSU	Sr	30	61	100	161	5.4	
18. SAPP, T.J.-MUR	Sr	32	128	60	71	387	12.1	18. MEKOWULU, Christian-TSU	Fr	26	39	99	138	5.3	
19. ANDERSON, Alex-UTM	Jr	30	116	75	45	352	11.7	19. CALDWELL, Dwan-TTU	Sr	30	60	98	158	5.3	
20. CALDWELL, Dwan-TTU	Sr	30	138	7	66	349	11.6	20. FREEMAN, Chris-APSU	Sr	30	51	104	155	5.2	
21. ROWE, Torrance-TTU	Jr	29	107	52	65	331	11.4								
22. HARRIS, Jay-TSU	Sr	31	117	60	51	345	11.1								
23. MOSS, Jeffery-MUR	Jr	32	126	48	56	356	11.1								
24. ARRINGTON, Brent-MOR	Jr	34	121	32	104	378	11.1								
25. MASHOUR, Karam-MOR	Sr	34	139	20	73	371	10.9								
26. CLEVELAND, Antonius-SEMO	So	30	120	12	71	323	10.8								
27. BARNETTE, Taylor-BEL	So	31	118	83	13	332	10.7								
28. KNIPP, Timmy-EKU	Sr	30	104	65	42	315	10.5								
29. JOHNSON, Nino-SEMO	Sr	30	123	0	65	311	10.4								
30. FELDER, D.J.-JSU	Sr	31	122	12	55	311	10.0								

FIELD GOAL PCT						ASSISTS			
	CI	G	FGM	FGA	Pct.		CI	G	No. Avg/G
1. BRADDS, Evan-BEL	So	32	181	261	.693	1. CHAMBERLAIN, Reece-BEL	Sr	32	194 6.1
2. STUTZ, Eric-EKU	Sr	29	170	273	.623	2. PAYNE, Cameron-MUR	So	32	186 5.8
3. FREEMAN, Chris-APSU	Sr	30	118	198	.596	3. STOREY, Kareem-MOR	Sr	31	140 4.5
4. WILLIAMS, Jarvis-MUR	Sr	32	182	317	.574	JOHNSTON, Cornell-EIU	Fr	31	140 4.5
5. JACKSON, Charles-TTU	Jr	30	157	275	.571	5. SMITH, Deville-UTM	Sr	30	133 4.4
6. JACKSON, Keaton-SIUE	Jr	28	91	163	.558	6. STEWART, Donivine-SIUE	So	28	114 4.1
7. OLIVIER, Chris-EIU	Jr	25	125	229	.546	7. WALDEN, Corey-EKU	Sr	29	104 3.6
8. JOHNSON, Nino-SEMO	Sr	30	123	228	.539	8. TOWNSE, JaQuail-JSU	Jr	26	87 3.3
9. WALDEN, Corey-EKU	Sr	29	176	328	.537	9. BRADSHAW, Craig-BEL	Jr	29	93 3.2
10. MASHOUR, Karam-MOR	Sr	34	139	282	.493	10. THOMPSON, J.J.-SEMO	Jr	28	78 2.8
11. BRADSHAW, Craig-BEL	Jr	29	187	382	.490	11. SAPP, T.J.-MUR	Sr	32	89 2.8
12. MOSS, Jeffery-MUR	Jr	32	126	258	.488	12. ROWE, Torrance-TTU	Jr	29	79 2.7
13. WARNER, Angelo-MOR	Sr	32	146	301	.485	13. NEWELL, Marshun-UTM	Sr	30	79 2.6
14. ANDERSON, Alex-UTM	Jr	30	116	240	.483	14. DAVIS, Khalil-APSU	Jr	30	77 2.6
15. CALDWELL, Dwan-TTU	Sr	30	138	287	.481	15. STUTZ, Eric-EKU	Sr	29	71 2.4

**2014-15 Ohio Valley Conference
INDIVIDUAL BASKETBALL STATISTICS
Through games of Mar 07, 2015 (All games)**

FREE THROW PCT	CI	G	FTM	FTA	Pct.
1. BRADLEY, Jarekious-SEMO	Sr	26	83	94	.883
2. SAPP, T.J.-MUR	Sr	32	71	86	.826
3. WALDEN, Corey-EKU	Sr	29	142	174	.816
4. STUTZ, Eric-EKU	Sr	29	89	110	.809
5. PAYNE, Cameron-MUR	So	32	126	158	.797
6. ROWE, Torrance-TTU	Jr	29	65	82	.793
7. WARNER, Angelo-MOR	Sr	32	79	102	.775
8. ROBINSON, Josh-APSU	Fr	30	62	81	.765
9. ARRINGTON, Brent-MOR	Jr	34	104	136	.765
10. RACKLEY, Darion-JSU	Sr	29	158	211	.749
11. BRADSHAW, Craig-BEL	Jr	29	74	99	.747
12. SMITH, Reggie-EIU	Sr	29	59	79	.747
13. NEWELL, Marshun-UTM	Sr	30	77	104	.740
14. CALDWELL, Dwan-TTU	Sr	30	66	90	.733
15. POWELL, Ja'Mill-EKU	Jr	30	60	82	.732

STEALS	CI	G	No.	Avg/G
1. WALDEN, Corey-EKU	Sr	29	90	3.1
2. PAYNE, Cameron-MUR	So	32	65	2.0
3. ARRINGTON, Brent-MOR	Jr	34	65	1.9
4. SMITH, Deville-UTM	Sr	30	52	1.7
McGLONE, Isaac-EKU	So	30	52	1.7
6. BRADSHAW, Craig-BEL	Jr	29	48	1.7
7. CHAMBERLAIN, Reece-BEL	Sr	32	52	1.6
8. WARNER, Angelo-MOR	Sr	32	51	1.6
9. RACKLEY, Darion-JSU	Sr	29	41	1.4
10. JOHNSON, Nino-SEMO	Sr	30	41	1.4
11. STEWART, Donivine-SIUE	So	28	38	1.4
12. STOREY, Kareem-MOR	Sr	31	42	1.4
13. VISER, LeTrell-EIU	Jr	31	40	1.3
14. TOWNSE, JaQuail-JSU	Jr	26	33	1.3
15. CLEVELAND, Antonius-SEMO	So	30	38	1.3

3-POINT FG PCT	CI	G	3FG	FGA	Pct.
1. JOHNSTON, Cornell-EIU	Fr	31	53	100	.530
2. ANDERSON, Alex-UTM	Jr	30	75	163	.460
3. SEYMOUR, Justin-MUR	So	32	45	101	.446
4. DAVIS, Kris-SIUE	Jr	28	50	114	.439
5. BRADSHAW, Craig-BEL	Jr	29	77	185	.416
6. HARRIS, Jay-TSU	Sr	31	60	146	.411
7. NEWELL, Marshun-UTM	Sr	30	59	144	.410
8. MOSS, Jeffery-MUR	Jr	32	48	118	.407
9. BARNETTE, Taylor-BEL	So	31	83	208	.399
10. JONES, Isiah-SEMO	Jr	30	65	163	.399
11. WARNER, Angelo-MOR	Sr	32	53	133	.398
12. SMITH, Nick-BEL	So	32	57	145	.393
13. JOHNSON, Jordan-TTU	Sr	28	30	78	.385
14. SAPP, T.J.-MUR	Sr	32	60	157	.382
15. KNIPP, Timmy-EKU	Sr	30	65	172	.378

3-POINT FG MADE	CI	G	3FG	Avg/G
1. BARNETTE, Taylor-BEL	So	31	83	2.7
2. BRADSHAW, Craig-BEL	Jr	29	77	2.7
3. ANDERSON, Alex-UTM	Jr	30	75	2.5
4. PAYNE, Cameron-MUR	So	32	74	2.3
5. MOORE, Avery-JSU	Sr	30	65	2.2
JONES, Isiah-SEMO	Jr	30	65	2.2
KNIPP, Timmy-EKU	Sr	30	65	2.2
8. ROPER, Marcus-TSU	Jr	29	61	2.1
9. NEWELL, Marshun-UTM	Sr	30	59	2.0
10. HARRIS, Jay-TSU	Sr	31	60	1.9
11. SAPP, T.J.-MUR	Sr	32	60	1.9
12. ROWE, Torrance-TTU	Jr	29	52	1.8
13. DAVIS, Kris-SIUE	Jr	28	50	1.8
14. SMITH, Nick-BEL	So	32	57	1.8
15. BRADLEY, Jarekious-SEMO	Sr	26	46	1.8

BLOCKED SHOTS	CI	G	No.	Avg/G
1. HORTON, Chris-APSU	Jr	30	70	2.3
2. JOHNSON, Nino-SEMO	Sr	30	64	2.1
3. HUNTER, Jamal-JSU	Sr	30	63	2.1
4. JACKSON, Keaton-SIUE	Jr	28	58	2.1
5. OLIVIER, Chris-EIU	Jr	25	36	1.4
6. JACKSON, Charles-TTU	Jr	30	40	1.3
7. KNIPP, Timmy-EKU	Sr	30	39	1.3
8. LOMAN, Demontez-TSU	Jr	31	39	1.3
9. WILLIAMS, Jarvis-MUR	Sr	32	34	1.1
10. PIOTROWSKI, Luke-EIU	Jr	30	30	1.0
CHANDLER, Michael-SIUE	Jr	27	27	1.0
12. READER, Billy-MOR	Sr	31	28	0.9
13. ARRINGTON, Brent-MOR	Jr	34	30	0.9
14. FAIRELL, Jonathan-MUR	Sr	32	27	0.8
15. RICHARDS, Xavier-TSU	Jr	31	24	0.8

ASSIST/TURNOVER RATIO	CI	G	Ast.	T/O	Ratio
1. STEWART, Donivine-SIUE	So	28	114	47	2.4
2. CHAMBERLAIN, Reece-BEL	Sr	32	194	81	2.4
3. PAYNE, Cameron-MUR	So	32	186	79	2.4
4. STOREY, Kareem-MOR	Sr	31	140	76	1.8
JOHNSTON, Cornell-EIU	Fr	31	140	76	1.8
6. SMITH, Deville-UTM	Sr	30	133	86	1.5
7. WALDEN, Corey-EKU	Sr	29	104	68	1.5
8. TOWNSE, JaQuail-JSU	Jr	26	87	64	1.4
9. BRADSHAW, Craig-BEL	Jr	29	93	91	1.0

**2014-15 Ohio Valley Conference
INDIVIDUAL BASKETBALL STATISTICS
Through games of Mar 07, 2015 (All games)**

OFFENSIVE REBOUNDS					CI	G	No.	Avg/G
1.	HORTON, Chris-APSU	Jr	30	135	4.5			
2.	WILLIAMS, Jarvis-MUR	Sr	32	121	3.8			
3.	JACKSON, Charles-TTU	Jr	30	111	3.7			
4.	FAIRELL, Jonathan-MUR	Sr	32	94	2.9			
5.	JACKSON, Keaton-SIUE	Jr	28	76	2.7			
6.	READER, Billy-MOR	Sr	31	73	2.4			
7.	JOHNSON, Nino-SEMO	Sr	30	70	2.3			
8.	DAVIS, Khalil-APSU	Jr	30	61	2.0			
	HUNTER, Jamal-JSU	Sr	30	61	2.0			
10.	BRADDS, Evan-BEL	So	32	64	2.0			
	WATSON, Jeremy-JSU	Jr	31	62	2.0			
	CALDWELL, Dwan-TTU	Sr	30	60	2.0			
13.	ANDERSON, Trae-EIU	Jr	28	54	1.9			
14.	STUTZ, Eric-EKU	Sr	29	55	1.9			
15.	FELDER, D.J.-JSU	Sr	31	58	1.9			

DEFENSIVE REBOUNDS					CI	G	No.	Avg/G
1.	HORTON, Chris-APSU	Jr	30	198	6.6			
2.	JACKSON, Charles-TTU	Jr	30	175	5.8			
3.	NEWELL, Marshun-UTM	Sr	30	166	5.5			
4.	BRADDS, Evan-BEL	So	32	166	5.2			
5.	JOHNSON, Nino-SEMO	Sr	30	141	4.7			
6.	HOWARD, Twymond-UTM	Jr	30	138	4.6			
7.	WILLIAMS, Jarvis-MUR	Sr	32	144	4.5			
8.	MASHOUR, Karam-MOR	Sr	34	149	4.4			
9.	LOMAN, Demontez-TSU	Jr	31	127	4.1			
10.	NUNN, Rozell-SIUE	Jr	23	92	4.0			
11.	FAIRELL, Jonathan-MUR	Sr	32	125	3.9			
12.	BRADLEY, Jarekious-SEMO	Sr	26	101	3.9			
13.	MEKOWULU, Christian-TSU	Fr	26	99	3.8			
14.	STUTZ, Eric-EKU	Sr	29	110	3.8			
15.	CHAMBERLAIN, Reece-BEL	Sr	32	120	3.8			

MINUTES PLAYED					CI	G	No.	Avg/G
1.	SMITH, Deville-UTM	Sr	30	1077	35.9			
2.	NEWELL, Marshun-UTM	Sr	30	1056	35.2			
3.	JOHNSTON, Cornell-EIU	Fr	31	1072	34.6			
4.	HORTON, Chris-APSU	Jr	30	1034	34.5			
5.	HOWARD, Twymond-UTM	Jr	30	1033	34.4			
6.	ANDERSON, Alex-UTM	Jr	30	1030	34.3			
7.	WALDEN, Corey-EKU	Sr	29	995	34.3			
8.	MOSS, Jeffery-MUR	Jr	32	1053	32.9			
9.	RACKLEY, Darion-JSU	Sr	29	941	32.4			
10.	PAYNE, Cameron-MUR	So	32	1036	32.4			

**2014-15 Ohio Valley Conference
OVC Team Highs
Through games of Feb 28, 2015 (All games)**

TEAM HIGHS (highest totals made by)

Points	121	Morehead State vs Kentucky Christian (11/29/14)
	115	Eastern Kentucky vs Kentucky Christian (11/18/14)
	115	UT Martin vs Champion Baptist (11/20/14)
	115	Eastern Kentucky vs Cincinnati Clermont (11/22/14)
Margin	86 (115-29)	UT Martin vs Champion Baptist (11/20/14)
	80 (115-35)	Eastern Kentucky vs Kentucky Christian (11/18/14)
Field goals made	49	Morehead State vs Kentucky Christian (11/29/14)
	44	Eastern Kentucky vs Kentucky Christian (11/18/14)
Field goal attempts	82	Morehead State vs Jacksonville State (02/28/15)
	80	Belmont at Eastern Illinois (01/10/15)
Field goal percentage	.653 (32-49)	Belmont at Tennessee Tech (02/21/15)
	.646 (31-48)	Murray State vs Alcorn State (12/17/14)
3-Pt FG made	17	Belmont vs Jacksonville State (01/29/15)
	16	Belmont at Lipscomb (11/17/14)
	16	Eastern Kentucky vs Kentucky Christian (11/18/14)
3-Pt FG attempts	43	Belmont at Eastern Illinois (01/10/15)
	37	Eastern Kentucky vs Valparaiso (12/03/14)
3-Pt percentage	.733 (11-15)	Murray State vs Bethel (Tenn.) (12/03/14)
	.727 (8-11)	SIUE vs Tennessee Tech (01/03/15)
Free throws made	34	Murray State at Southeast Missouri (02/14/15)
	32	Austin Peay vs Morehead State (01/28/15)
Free throw attempts	46	Southeast Missouri vs Alabama A&M (11/29/14)
	44	Austin Peay vs Morehead State (01/28/15)
Free throw percentage	1.000 (10-10)	Morehead State at Louisiana Tech (11/21/14)
	1.000 (7-7)	UT Martin at Nebraska (11/28/14)
	1.000 (5-5)	Eastern Illinois at Missouri State (11/14/14)
	1.000 (5-5)	Southeast Missouri at Eastern Illinois (02/22/15)
Rebounds	61	Tennessee Tech vs Piedmont Int. (11/14/14)
	55	Morehead State vs Jacksonville State (02/28/15)
Assists	33	Morehead State vs Kentucky Christian (11/29/14)
	31	UT Martin vs Champion Baptist (11/20/14)
Steals	26	Morehead State vs Kentucky Christian (11/29/14)
	20	Eastern Kentucky vs Kentucky Christian (11/18/14)
Blocked shots	17	Austin Peay vs Berea (11/16/14)
	11	Jacksonville State at Morehead State (02/28/15)
Turnovers	23	Southeast Missouri vs Hannibal-LaGrange (11/18/14)
	23	SIUE at Eastern Kentucky (01/17/15)
Fouls	31	Tennessee State vs Belmont (01/25/15)
	30	Morehead State at Austin Peay (01/28/15)

**2014-15 Ohio Valley Conference
OVC Individual Highs
Through games of Feb 28, 2015 (All games)**

INDIVIDUAL PLAYER GAME HIGHS

Points	42	BRADSHAW, Craig (Belmont) at Ohio (11/29/14)
	35	WALDEN, Corey (Eastern Kentucky) vs Tennessee Tech (02/28/15)
Field goals made	14	BRADSHAW, Craig (Belmont) at Ohio (11/29/14)
	13	WALDEN, Corey (Eastern Kentucky) at Coppin State (12/30/14)
Field goal attempts	25	STEWART, Donivine (SIUE) vs IPFW (11/17/14)
	24	PAYNE, Cameron (Murray State) at Tennessee Tech (01/08/15)
	24	PAYNE, Cameron (Murray State) at UT Martin (02/28/15)
Field goal percentage	1.000 (10-10)	STUTZ, Eric (Eastern Kentucky) vs Cincinnati Clermont (11/22/14)
	1.000 (8-8)	BRADDS, Evan (Belmont) at Austin Peay (01/17/15)
3-Pt FG made	8	BRADSHAW, Craig (Belmont) at Ohio (11/29/14)
	7	BARNETTE, Taylor (Belmont) vs Trevecca Nazarene (11/19/14)
	7	TURNER, Spencer (Belmont) vs Wright State (12/11/14)
	7	ROBINSON, Josh (Austin Peay) vs Oakland City (12/18/14)
	7	ROPER, Marcus (Tennessee State) at Eastern Kentucky (02/07/15)
3-Pt FG attempts	15	MOORE, Avery (Jacksonville State) at Morehead State (02/28/15)
	14	ROBINSON, Josh (Austin Peay) vs Oakland City (12/18/14)
3-Pt percentage	.857 (6-7)	BABB-HARRISON, Jaylen (Eastern Kentucky) vs Kentucky Christian (11/18/14)
	.857 (6-7)	COLLINS, Corban (Morehead State) at Ohio State (12/13/14)
Free throws made	15	HORTON, Chris (Austin Peay) vs Morehead State (01/28/15)
	13	WATSON, Jeremy (Jacksonville State) vs Dartmouth (12/14/14)
	13	RACKLEY, Darion (Jacksonville State) vs Murray State (01/11/15)
	13	ARRINGTON, Brent (Morehead State) at Tennessee Tech (01/22/15)
	13	WALDEN, Corey (Eastern Kentucky) vs Tennessee Tech (02/28/15)
Free throw attempts	20	HORTON, Chris (Austin Peay) vs Morehead State (01/28/15)
	16	DAVIS, Khalil (Austin Peay) vs Stephen F. Austin (11/28/14)
	16	WATSON, Jeremy (Jacksonville State) vs Dartmouth (12/14/14)
	16	MEKOWULU, Christian (Tennessee State) at Middle Tennessee (12/21/14)
	16	JOHNSON, Nino (Southeast Missouri) vs Murray State (02/14/15)
Free throw percentage	1.000 (11-11)	RACKLEY, Darion (Jacksonville State) vs Austin Peay (01/08/15)
	1.000 (10-10)	WALDEN, Corey (Eastern Kentucky) at Southeast Missouri (01/10/15)
	1.000 (10-10)	HOWARD, Twymond (UT Martin) vs Eastern Illinois (01/29/15)
	1.000 (10-10)	CARR, C.J. (SIUE) at Southeast Missouri (01/29/15)
	1.000 (9-9)	TUCKER, Charles (Tennessee State) vs Kennesaw State (12/31/14)
	1.000 (8-8)	TAYLOR, Myles (UT Martin) at Bethune-Cookman (11/25/14)
	1.000 (8-8)	STUTZ, Eric (Eastern Kentucky) vs SIUE (01/17/15)
	1.000 (8-8)	RACKLEY, Darion (Jacksonville State) vs Eastern Kentucky (01/22/15)
	1.000 (8-8)	SAPP, T.J. (Murray State) at Austin Peay (02/07/15)
	1.000 (8-8)	ROWE, Torrance (Tennessee Tech) vs Jacksonville State (02/07/15)
Rebounds	20	HORTON, Chris (Austin Peay) vs SIUE (02/26/15)
	18	WATSON, Jeremy (Jacksonville State) at Alabama State (12/06/14)
	18	BRADDS, Evan (Belmont) vs Jacksonville State (01/29/15)
	18	HORTON, Chris (Austin Peay) vs Southeast Missouri (01/31/15)
Assists	12	STOREY, Kareem (Morehead State) at Austin Peay (01/28/15)
	10	STEWART, Donivine (SIUE) vs Harris-Stowe (11/14/14)
	10	ROWE, Torrance (Tennessee Tech) vs Eastern Kentucky (01/24/15)
	10	CHAMBERLAIN, Reece (Belmont) at Jacksonville State (02/11/15)
Steals	8	WALDEN, Corey (Eastern Kentucky) vs Savannah State (11/14/14)
	7	ARRINGTON, Brent (Morehead State) vs Kentucky Christian (11/29/14)
Blocked shots	10	HORTON, Chris (Austin Peay) vs Berea (11/16/14)
	9	HUNTER, Jamal (Jacksonville State) at Morehead State (02/28/15)
Turnovers	8	ARRINGTON, Brent (Morehead State) at UAB (12/04/14)
	8	PAYNE, Cameron (Murray State) vs Illinois State (12/20/14)
	8	JONES, Isiah (Southeast Missouri) vs Eastern Kentucky (01/10/15)